SUBWATER IS NOTHING WITHOUT IDEAS

95 PR N
140 PR N
PX
RX
SX
SEMIASSIALI
RADIALI
MOTORI
AQUALIFE
PV 5/6
ACCESSORIES
NEW

PANELLI®

ELETTROPOMPE SOMMERSE - ELECTRIC SUBMERSIBLE PUMPS - ELECTROPOMPES IMMERGEES - ELECTROBOMBAS SUMERGIDAS

PRODUCTS, THE COMPANY IDEAS.

PRODUCTS, THE COMPANY QUALITY.

PANELLI è un'azienda certificata dalla storia e dai principali sistemi di qualità (TUV E GHOST).

PANELLI is certified by history and by by the main system of quality (TUV and GHOST).

ZERTIFIKAT ◆ CERTIFICATE ◆ 認証証書 ◆ СЕРТИФИКАТ ◆ CERTIFICADO ◆ CERTIFICAT

TÜV SÜD Italia

CERTIFICATO

Nr 50 100 5796 - Rev. 01

Si attesta che / *This is to certify that*

IL SISTEMA QUALITÀ DI
THE QUALITY SYSTEM OF

PANELLI S.r.l.
VIA RANA 63 - ZONA IND.LE D5
I-15047 SPINETTA MARENGO (AL)

È CONFORME AI REQUISITI DELLA NORMA
HAS BEEN FOUND TO COMPLY WITH THE REQUIREMENTS OF

UNI EN ISO 9001:2008

Questo certificato è valido per il seguente campo di applicazione
This certificate is valid for the following product or service range

Progettazione, fabbricazione ed assistenza post-vendita di pompe e motori elettrici sommersi. Commercializzazione accessori per pompe e motori elettrici sommersi (EA 18, 29a)

Design, manufacture and after-sale service of submersible pumps and electrical motors. Trade of accessories for submersible pumps and electrical motors *(EA 18, 29a)*

Data di emissione / *Issue date* 2009-05-15

Data di scadenza / *Expiry date* 2012-05-15

SINCERT

Per l'Organismo di Certificazione
For the Certification Body
TÜV Italia S.r.l.

Andrea Vivi
Amministratore Delegato - CEO

Rinnovo del certificato emesso per la prima volta in data 2006-05-17

"La validità del presente certificato è subordinata a sorveglianza periodica a 12 mesi e al riesame completo del sistema di gestione aziendale con periodicità triennale"

"The validity of the present certificate depends on the annual surveillance every 12 months and on the complete review of company's management system after three-years"

TÜV Italia • Gruppo TÜV SÜD • Via Carducci 125, Pal. 23 • 20099 Sesto San Giovanni (MI) • Italia • www.tuv.it TÜV®

PANELLI est une entreprise qualifiée par l'histoire et par les principaux systèmes de qualité (TUV et GHOST).

PANELLI está calificada por la historia y por los principales sistemas de calidad (TUV y GHOST).

www.panellipumps.it - Alessandria - Italy

PANELLI®

PRODUCTS, THE COMPANY QUALITY.

PANELLI è un'azienda certificata dalla storia e dai principali sistemi di qualità (TUV e GHOST).

PANELLI is certified by history and by the main system of quality (TUV and GHOST).

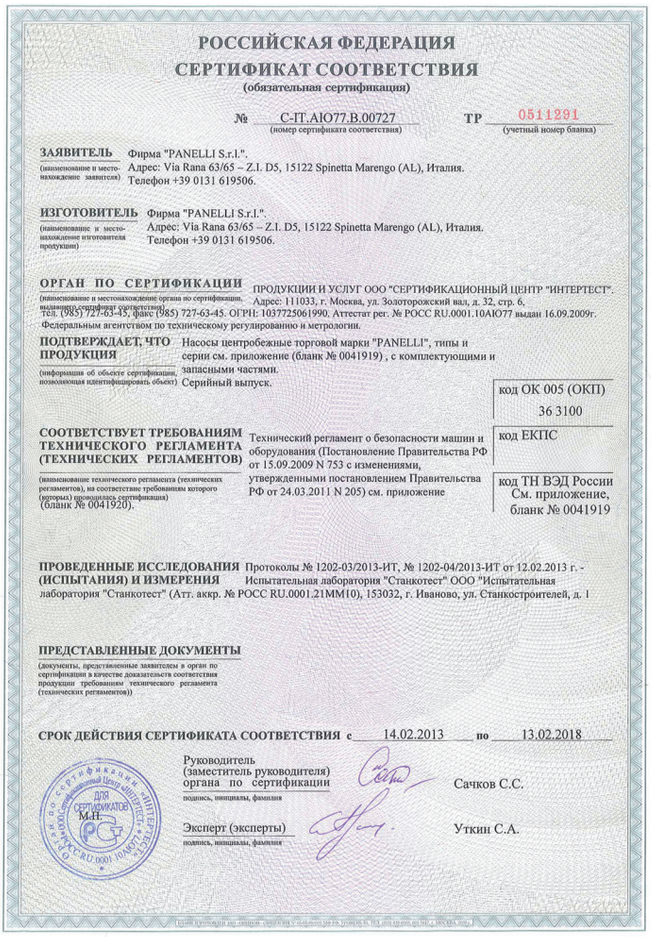

РОССИЙСКАЯ ФЕДЕРАЦИЯ
СЕРТИФИКАТ СООТВЕТСТВИЯ
(обязательная сертификация)

№ С-IT.АЮ77.В.00727 (номер сертификата соответствия) ТР 0511291 (учетный номер бланка)

ЗАЯВИТЕЛЬ (наименование и местонахождение заявителя): Фирма "PANELLI S.r.l.". Адрес: Via Rana 63/65 – Z.I. D5, 15122 Spinetta Marengo (AL), Италия. Телефон +39 0131 619506.

ИЗГОТОВИТЕЛЬ (наименование и местонахождение изготовителя продукции): Фирма "PANELLI S.r.l.". Адрес: Via Rana 63/65 – Z.I. D5, 15122 Spinetta Marengo (AL), Италия. Телефон +39 0131 619506.

ОРГАН ПО СЕРТИФИКАЦИИ (наименование и местонахождение органа по сертификации, выдавшего сертификат соответствия): ПРОДУКЦИИ И УСЛУГ ООО "СЕРТИФИКАЦИОННЫЙ ЦЕНТР "ИНТЕРТЕСТ". Адрес: 111033, г. Москва, ул. Золоторожский вал, д. 32, стр. 6, тел. (985) 727-63-45, факс (985) 727-63-45. ОГРН: 1037725061990. Аттестат рег. № РОСС RU.0001.10АЮ77 выдан 16.09.2009г. Федеральным агентством по техническому регулированию и метрологии.

ПОДТВЕРЖДАЕТ, ЧТО ПРОДУКЦИЯ (информация об объекте сертификации, позволяющая идентифицировать объект): Насосы центробежные торговой марки "PANELLI", типы и серии см. приложение (бланк № 0041919) , с комплектующими и запасными частями. Серийный выпуск.

код ОК 005 (ОКП) 36 3100

СООТВЕТСТВУЕТ ТРЕБОВАНИЯМ ТЕХНИЧЕСКОГО РЕГЛАМЕНТА (ТЕХНИЧЕСКИХ РЕГЛАМЕНТОВ) (наименование технического регламента (технических регламентов), на соответствие требованиям которого (которых) проводилась сертификация): Технический регламент о безопасности машин и оборудования (Постановление Правительства РФ от 15.09.2009 N 753 с изменениями, утвержденными постановлением Правительства РФ от 24.03.2011 N 205) см. приложение (бланк № 0041920).

код ЕКПС

код ТН ВЭД России См. приложение, бланк № 0041919

ПРОВЕДЕННЫЕ ИССЛЕДОВАНИЯ (ИСПЫТАНИЯ) И ИЗМЕРЕНИЯ: Протоколы № 1202-03/2013-ИТ, № 1202-04/2013-ИТ от 12.02.2013 г. - Испытательная лаборатория "Станкотест" ООО "Испытательная лаборатория "Станкотест" (Атт. аккр. № РОСС RU.0001.21ММ10), 153032, г. Иваново, ул. Станкостроителей, д. 1

ПРЕДСТАВЛЕННЫЕ ДОКУМЕНТЫ (документы, представленные заявителем в орган по сертификации в качестве доказательств соответствия продукции требованиям технического регламента (технических регламентов)):

СРОК ДЕЙСТВИЯ СЕРТИФИКАТА СООТВЕТСТВИЯ с 14.02.2013 по 13.02.2018

Руководитель (заместитель руководителя) органа по сертификации (подпись, инициалы, фамилия): Сачков С.С.

Эксперт (эксперты) (подпись, инициалы, фамилия): Уткин С.А.

М.П.

PANELLI est une entreprise qualifiée par l'histoire et par les principaux systèmes de qualité. (TUV et GHOST).

PANELLI está calificada por la historia y por los principales sistemas de calidad (TUV y GHOST).

www.panellipumps.it - Alessandria - Italy

PANELLI®

PRODUCTS, THE COMPANY QUALITY.

PANELLI è un'azienda certificata dalla storia e dalla CCIAA nazionale come Impresa Storica.

PANELLI is certified by history and by the Chamber of Commerce as a national Historic Enterprise.

UNIONCAMERE
CAMERE DI COMMERCIO D'ITALIA

Camera di Commercio Alessandria

Certificato di iscrizione nel

Registro Nazionale delle Imprese Storiche

rilasciato all'impresa

Panelli Srl

costituita nel **1906**

Il Presidente
di Unioncamere
Ferruccio Dardanello

Il Presidente
della Camera di Commercio di Alessandria
Piero Martinotti

Alessandria, 2 dicembre 2012

PANELLI est une entreprise qualifiée par l'histoire et par la CCIAA nationale en tant qu'entreprise historique.

PANELLI está calificada por la historia y por la CCIAA nacional como empresa histórica.

www.panellipumps.it - Alessandria - Italy

SUBWATER IS NOTHING WITHOUT VERSATILITY

PATENTED

TÜV SÜD ISO 9001

PANELLI®

ELETTROPOMPE SOMMERSE - ELECTRIC SUBMERSIBLE PUMPS - ELECTROPOMPES IMMERGEES - ELECTROBOMBAS SUMERGIDAS

95 PR N, FLOATING IMPELLER. 4”

95 PR N 4”

CE Tolleranze secondo - **Tollerance according to** - *Tolérances selon*
Tolerancias según norma EN UNI-ISO 9906 - **4” (100 mm)**

ELETTROPOMPE SOMMERSE INTUBATE 4” (SERIE 95 PR N/)

>Sono le piu piccole della vasta gamma di sommerse PANELLI e riassumono 40 anni di esperienza nell’idrauilica. Il concetto innovativo (brevettato) della girante flottante a rasamento frontale facilita il flusso dell’ acqua nella pompa con importanti vantaggi idrauilici e funzionali.
VANTAGGI >Elevato rendimento >Insensibilità alla sabbia (usura quasi totalmente eliminata) >Notevole aumento della durata di funzionamento >Ingombri piu contenuti >Manutenzione praticamente esente.
MATERIALI >I materiali di esecuzione standard sono: >Girante in tecnopolimero (Lexan) >Diffusore in tecnopolimero (Noryl GFN2) >Elemento intermedio in Acciao Inox AISI 304 >Camicia esterna in Acciaio Inox AISI 304 >Mandata e gabbia di aspirazione in ottone >Valvola di ritegno in Acciao Inox AISI 304 incorporata. **Inoltre, in aggiunta ai materiali della costruzione di serie, le pompe possono essere fornite con Mandata e Aspirazione in Acciao Inox microfuso AISI 304.**
CAMPI DI PRESTAZIONE >Portate fino a 22 m³/h >Prevalenze fino a 470 m >Potenze fino a 10 HP (7,5 Kw) >Massima quantità di sabbia tollerata nell’acqua :300g/m³

ELECTRIC SUBMERSIBLE PUMPS CASED VERSION 4” (SERIES 95 PR N/)

>The submersible pumps series 95 PR N/ are the smallest in the wide range of submersible pumps produced by PANELLI and sumarize 40 years experience in hydraulics. The patented know-how of the floating impeller with front shim adjustement to agiven clearance make easier the water to flow into the pump with important hydraulic and functional advantages.
ADVANTAGES >High efficency >Resiste to the sand (erosion almost totally eliminated) >Longer working duration >Smallest overall dimension >Minimum hydraulic maintenance.
MATERIALS >The marerials of standard execution are: >Impeller in technopolymer (Lexan) >Diffuser in technopolymer (Noryl GFN2) >Intermediate casing in Stainless Steel AISI 304 >External sleeve in Stainless Steel AISI 304 >Delivery bowl and suction cage in brass >Non return valve in Stainless Steel AISI 304 included. **Basides standard construction the pumps can be manufacture with the Delivery Bowl and suction cage in precision Stainless Steel AISI 304.**
OPERATING DATA >Capacity up to 22 m³/h >Manometric head up to 470 m >Power up to 10 HP (7,5 Kw) >Maximum quantity of sand suspended in the water :300 g/m³

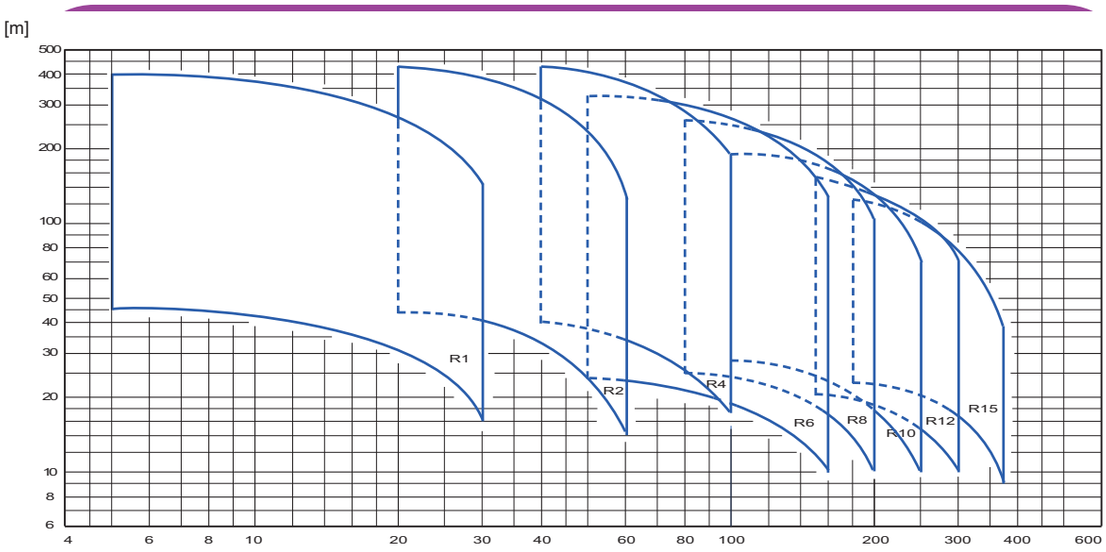

95 PR N 4”

ELECTROPOMPES IMMERGEES TUBEE 4” (SERIES 95 PR N/)

>Les électropompes immergées série 95 PR N/ sont les plus petites de la large gamme des immergées produites par la PANELLI. Le concept innovateur (Breveté) de la roue flottante favorise le flux de l’eau dans la pompe avec d’importants avantages hydrauliques et de fonctionnement

ADVANTAGES >Haut rendement >Resistance au sable (usure quasiment éliminée) >Encombrement réduits >Hausse considérable de la duré e de fonctionnement > Absence quasiment de l’entretien a la partie hydraulique.

MATERIAUX >Les matériaux d’exécution standard sont: >Roue en technopolymère (Lexan) >Diffuseur en technopolymère (Noryl GFN2) >Elément intermédiaire en Acier Inox AISI 304 >Chemise de blocage en Acier Inox AISI 304 >Pièce de refoulement et cage d’aspiration en laiton >Clapet de retenue en Acier INOX AISI 304 incorporé. **Outre aux matériaux de construction de série, les pompes peuvent être fournies avec des pièces de refoulement et cages d’aspiration en micro-fusion Acier INOX AISI 304.**

CHAMPS DE PERFORMANCES >Capacitè jusqu’a 22 m³/h >Hauteur manometrique jusqu’à 470m >Puissances jusqu’ à 10 HP (7,5 Kw) >Quantitè maximale de sable tolèree dans l’eau:300g/m³

ELECTROBOMBAS SUEMRGIDAS ENCAPSULADAS 4” (SERIES 95 PR N/)

>Las electrobombas sumergidas serie 95 PR N/ son las máspequeñas de la extensa gama de fabricación que desde hace 40 años fabrica PANELLI. El concepto innovador del rodete flotante favorece el flujo del agua dentro de la bomba con importantes ventajas hidráulicas y de funcionamiento.

VENTAJAS >Alto rendimineto hidráulico >Resistencia a la arena (prácticamente la elimina por completo) >Notable aumento de durabilidad del producto >Diemensiones reducidas >Parte hidráulica prácticamente sin mantenimiento.

MATERIALES >Los materiales en ejecución estandard son los siguientes: >Rodete en technopolymero (Lexan) >Difusor en technopolymero (Noryl GFN2) >Elemento intermedio en Acier Inox AISI 304 >Camisa externa en Acero Inox AISI 304 >Cuerpo de aspiración e impulsión en bronce / Inoxidable >Válvula de retención en Acier Inox Aisi 304 incorporada directemente dentro de la bomba. **Ademas de los materiales de construcción de serie, las bombas pueden ser fabricadas el cuerpo de aspiración y el cuerpo de impulsión Fundición por micro -fusion Acero Inox AISI 304.**

CAMPOS DE TRABAJO >Caudal hasta 22 m³/h >Altura manométrica hasta 470m >Potencias hasta 10 HP (7,5 Kw) >Contenido máximo de arena en suspensión: 300g/m³

PANELLI®

95 PR N 4”

CE Tolleranze secondo - **Tollerance according to** - *Tolérances selon*
Tolerancias según norma EN UNI-ISO 9906 - **4” (100 mm)**

STANDARD CONSTRUCTION

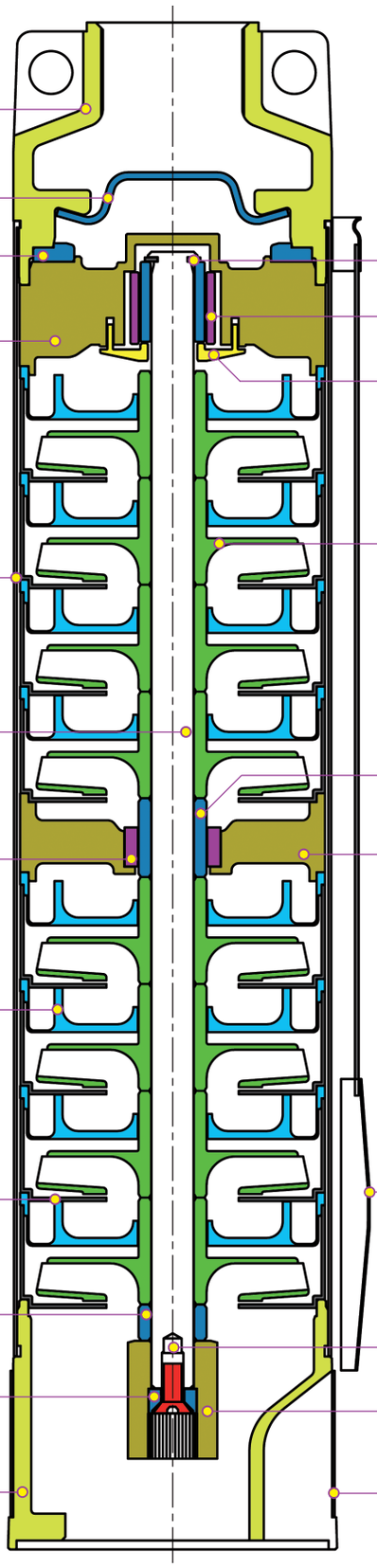

DESCRIPTION	MATERIAL		MATERIAL	DESCRIPTION
MANDATA *DELIVERY BOWL* REFOULEMENT *CUERPO IMPULSIÓN*	OTTONE OT58 *BRASS OT58* LAITON OT58 *BRONCE OT58*	1*		
FARFALLA - *CAP VALVE* *PLAT - VÁLVULA*	AISI 304	2		
GUARNIZIONE FARFALLA *VALVE GASKET* *JUNTA VÁLVULA*	GOMMA *RUBBER* CAOUTCHOUC *CAUCHO*	3	AISI 304	13 SEEGER
SUPPORTO SUPERIORE *UPPER SUPPORT* SUPPORT SUPÉRIEURE *SOPORTE SUPERIOR*	NORYL GFN2	4	GOMMA *RUBBER* CAOUTCHOUC *CAUCHO*	14 BRONZINA SUPPORTO SUPERIORE *UPPER BEARING BUSH* COUSSINET SUPPORT SUPÉRIEURE *COJINETE SOPORTE SUPERIOR*
			NORYL GFN2	15 PARA SABBIA *SAND GUARD* PARA SABLE *PROTECTOR ARENA*
CAMICIA *SLEEVE* CHEMISE *CAMISA*	AISI 304	5	POLICARBONATO *POLYCARBONATE* POLYCARBONATE *POLICARBONATO*	16 GIRANTE *IMPELLER* ROUE *RODETE*
ALBERO POMPA *PUMP SHAFT* ARBRE POMPE *EJE BOMBA*	AISI431	6		
			ACCIAIO SINTERIZZATO *SINTERED STEEL* FONTE AGGIOMÉRÉ *ACERO SINTERIZADO*	17 DISTANZIATORE INTERMEDIO *INTERMEDIATE SPACER* ENTRETOISE INTERMÉDIARE *DISTANCIADOR INTERMEDIO*
BRONZINA SUPPORTO INTERMEDIO *INTERMEDIATE BEARING BUSH* COUSSINET SUPPORT INTERMÉDIARE *COJINETE SOPORTE INTERMEDIO*	GOMMA *RUBBER* CAOUTCHOUC *CAUCHO*	7	NORYL GFN2	18 SUPPORTO INTERMEDIO *INTERMEDIATE SUPPORT* SUPPORT INTERMÉDIARE *SOPORTE INTERMEDIO*
DIFFUSORE *DIFFUSEUR* DIFFUSEUR *DIFUSOR*	NORYL GFN2	8		
ELEMENTO INTERMEDIO *INTERMEDIATE CASING* ELEMÉNT INTERMÉDIARE *ELEMENTO INTERMEDIO*	AISI 304	9	AISI 304	19 STAFFETTA INTERMEDIA *LOWER FLANGE* BRIDE INFERIEURE
DISTANZIALE PRIMA GIRANTE *SPACER FIRST IMPELLER* ENTRETOISE PREMIÉRE ROUE *DISTANCIADOR PRIMER RODETE*	POLICARBONATO *POLYCARBONATE* POLYCARBONATE *POLICARBONATO*	10	AISI 304	20 VITE - *SCREW* VIS - *TORNILLO*
RONDELLA *WASHER* RONDELLE *ARANDELA*	AISI 304	11	AISI 304	21 GIUNTO DI TRAINO FLOTTANTE *FLOATING JOINT* JOINT FLOTTANT *JUNTA OTANTE*
GABBIA DI ASPIRAZIONE *SUCTION CAGE* CAGE D'ASPIRATION *CUERPO ASPIRACIÓN*	OTTONE OT58 *BRASS OT58* LAITON OT58 *BRONCE OT58*	12*	AISI 304	22 SUCCHERUOLA *SUCTION STRAINER* CRÉPINE *REJILLA*

*Disponibile anche in - **Also available in** - *Disponible aussi en* - Disponible en **AISI 304 - Rev 0 del 1/01/2014**

95 PR N 4”

CE Tolleranze secondo - **Tollerance according to** - *Tolérances selon*
Tolerancias según norma EN UNI-ISO 9906 - **4” (100 mm)**

STAINLESS STEEL CAP VALVE

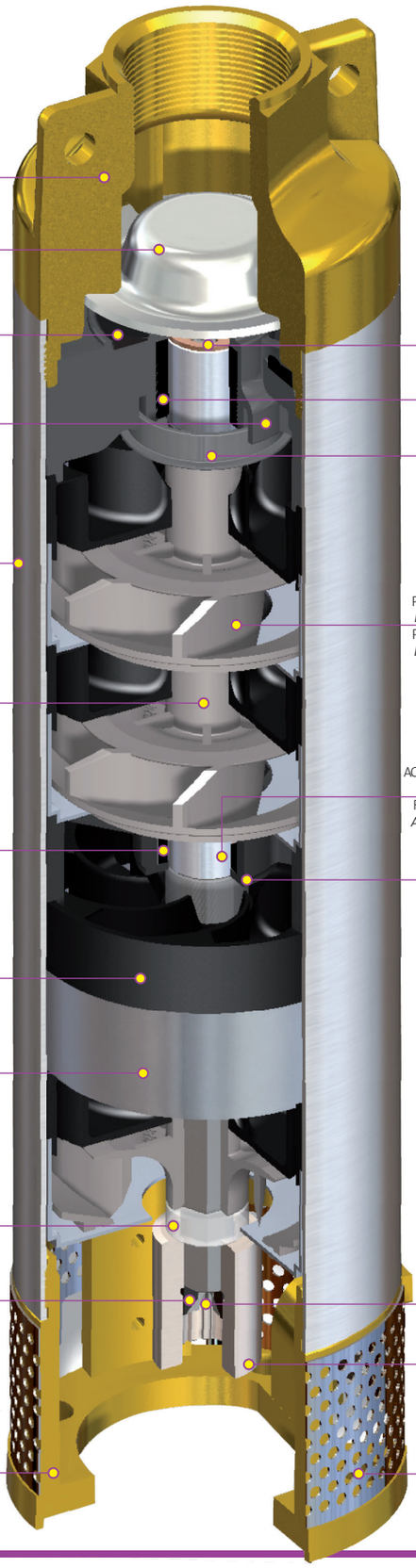

DESCRIPTION	MATERIAL
1* MANDATA *DELIVERY BOWL* REFOULEMENT *CUERPO IMPULSIÓN*	OTTONE OT58 *BRASS OT58* LAITON OT58 *BRONCE OT58*
2 FARFALLA - *CAP VALVE* *PLAT - VALVULA*	AISI 304
3 GUARNIZIONE FARFALLA *VALVE GASKET* *JUNTA VÁLVULA*	GOMMA *RUBBER* CAOUTCHOUC *CAUCHO*
4 SUPPORTO SUPERIORE *UPPER SUPPORT* SUPPORT SUPÉRIEURE *SOPORTE SUPERIOR*	NORYL GFN2
5 CAMICIA *SLEEVE* CHEMISE *CAMISA*	AISI 304
6 ALBERO POMPA *PUMP SHAFT* ARBRE POMPE *EJE BOMBA*	AISI431
7 BRONZINA SUPPORTO INTERMEDIO *INTERMEDIATE BEARING BUSH* COUSSINET SUPPORT INTERMÉDIARE *COJINETE SOPORTE INTERMEDIO*	GOMMA *RUBBER* CAOUTCHOUC *CAUCHO*
8 DIFFUSORE *DIFFUSEUR* DIFFUSEUR *DIFUSOR*	NORYL GFN2
9 ELEMENTO INTERMEDIO *INTERMEDIATE CASING* ELEMÉNT INTERMÉDIARE *ELEMENTO INTERMEDIO*	AISI 304
10 DISTANZIALE PRIMA GIRANTE *SPACER FIRST IMPELLER* ENTRETOISE PREMIÉRE ROUE *DISTANCIADOR PRIMER RODETE*	POLICARBONATO *POLYCARBONATE* POLYCARBONATE *POLICARBONATO*
11 RONDELLA - *WASHER* RONDELLE - *ARANDELA*	AISI 304
12* GABBIA DI ASPIRAZIONE *SUCTION CAGE* CAGE D’ASPIRATION *CUERPO ASPIRACIÓN*	OTTONE OT58 *BRASS OT58* LAITON OT58 *BRONCE OT58*

MATERIAL	DESCRIPTION
AISI 304	13 SEEGER
GOMMA *RUBBER* CAOUTCHOUC *CAUCHO*	14 BRONZINA SUPPORTO SUPERIORE *UPPER BEARING BUSH* COUSSINET SUPPORT SUPÉRIEURE *COJINETE SOPORTE SUPERIOR*
NORYL GFN2	15 PARA SABBIA *SAND GUARD* PARA SABLE *PROTECTOR ARENA*
POLICARBONATO *POLYCARBONATE* POLYCARBONATE *POLICARBONATO*	16 GIRANTE *IMPELLER* ROUE *RODETE*
ACCIAIO SINTERIZZATO *SINTERED STEEL* FONTE AGGIOMÉRÉ *ACERO SINTERIZADO*	17 DISTANZIATORE INTERMEDIO *INTERMEDIATE SPACER* ENTRETOISE INTERMÉDIARE *DISTANCIADOR INTERMEDIO*
NORYL GFN2	18 SUPPORTO INTERMEDIO *INTERMEDIATE SUPPORT* SUPPORT INTERMÉDIARE *SOPORTE INTERMEDIO*
AISI 304	20 VITE - *SCREW* VIS - *TORNILLO*
AISI 304	21 GIUNTO DI TRAINO FLOTTANTE *FLOATING JOINT* JOINT FLOTTANT *JUNTA OTANTE*
AISI 304	22 SUCCHERUOLA *SUCTION STRAINER* CRÉPINE *REJILLA*

*Disponibile anche in - **Also available in** - *Disponible aussi en* - Disponible en **AISI 304 - Rev 0 del 1/01/2014**

95 PR1 N 4”

CE Tolleranze secondo - **Tollerance according to** - *Tolérances selon*
Tolerancias según norma EN UNI-ISO 9906 - **4” (100 mm)**

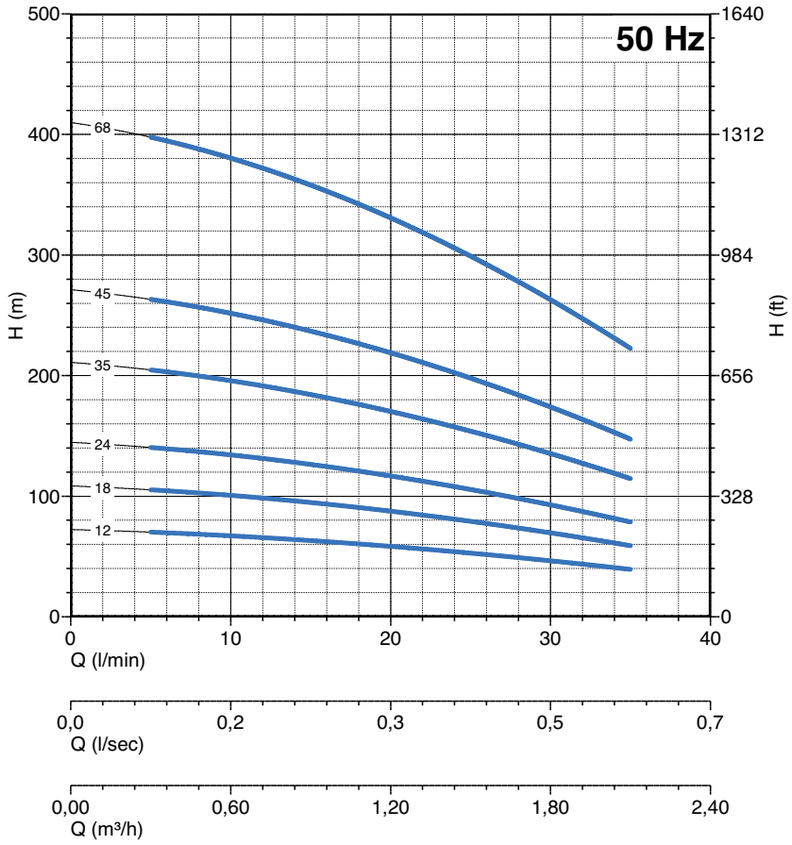

H = Prevalenza totale. **Da 39 a 402 m**
Q = Portata. **Da 5 a 35 l/min**
η% = Rendimento della pompa. **Max 49,8 %**
W/st = Assorbim. per stadio. **Max 32,20**
Massimo contenuto di sabbia. **300 g/m³**
S = Battente minimo (m) **Max 1**

H = Total head. **From 39 to 402 m**
Q = Capacity. **From 5 to 35 l/min**
η% = Pump efficency. **Max 49,8 %**
W/st = Stage absorption. **Max 32,20**
Maximum sand content **300 g/m³**
S = Minimum head (m) **Max 1**

H = hauter manométrique. **From 39 to 402 m**
Q = Débit. **From 5 to 35 l/min**
η% = Rendement de la pompe. **Max 49,8 %**
W/st = Absorption par étage. **Max 32,20**
Contenu maximal de sable. **300 g/m³**
S = Niveau minimal (m). **Max 1**

H =Altura manométrica. **Da 39 a 402 m**
Q = Caudal. **De 5 a 35 l/min**
η% = Rendimiento de la bomba. **Max 49,8 %**
W/st = Potencia absorbida por etapa. **Max 32,20**
Condenito màximo de arena. **300 g/m³**
S = Nivel minimo (m) **Max 1**

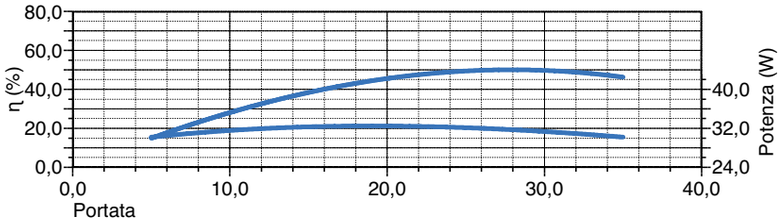

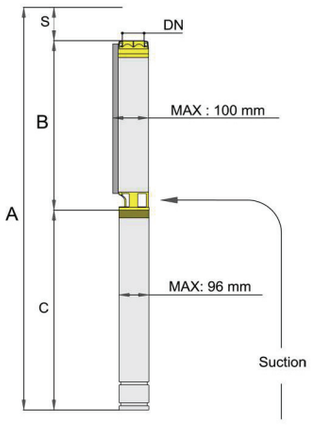

DN : TYPE 95 PR 1
TYPE 95 PR 2
TYPE 95 PR 3
TYPE 95 PR 4
= 1" 1/4 GAS

DN : TYPE 95 PR 6
TYPE 95 PR 8
TYPE 95 PR 10
TYPE 95 PR 12
TYPE 95 PR 15
= 2"GAS

Motore - Motor - Moteur Caratteristiche a 2900 rpm							Q=Portata - Capacity - Debit							
Tipo - Type	Power		Mono Fase Single phase V230		V 400	l/min	0	5	10	15	20	25	30	35
						l/sec	0,00	0,08	0,17	0,25	0,33	0,42	0,50	0,58
	kW	HP	A	µF	A	m³/h	0,0	0,3	0,6	0,9	1,2	1,5	1,8	2,1
95 PR 1 N/12	0,37	0,5	3,5	12,5	1,3		72	71	67	63	58	53	47	39
95 PR 1 N/18	0,55	0,75	5	16	1,7		108	106	100	95	87	79	70	59
95 PR 1 N/24	0,75	1	6,5	20	2,2	H[m]	144	142	134	126	116	106	94	78
95 PR 1 N/35	1,10	1,5	9,6	30	3,1		210	207	195	184	169	154	137	114
95 PR 1 N/45	1,50	2	11,8	40	4		270	266	251	236	217	198	176	146
95 PR 1 N/68	2,20	3	15,2	50	5,8		408	402	379	357	328	300	266	221

Dimensioni di ingombro e pesi Overall dimensions and weights								
Tipo - Type	A mm Mono	A mm Tri	B mm	C mm Mono	C mm Tri	M kg Mono	M kg Tri	P kg
95 PR 1 N/12	742	675	425	317	250	6	7	4,5
95 PR 1 N/18	894	874	557	337	317	8	8	5,7
95 PR 1 N/24	1073	1048	711	362	337	10	10	7
95 PR 1 N/35	1345	1315	953	392	362	12	12	9,3
95 PR 1 N/45	1617	1587	1195	422	392	13	13	11,5
95 PR 1 N/68	2190	2175	1723	467	452	15	15	14,5

95 PR2 N 4”

CE Tolleranze secondo - **Tollerance according to** - *Tolérances selon*
Tolerancias según norma EN UNI-ISO 9906 - **4” (100 mm)**

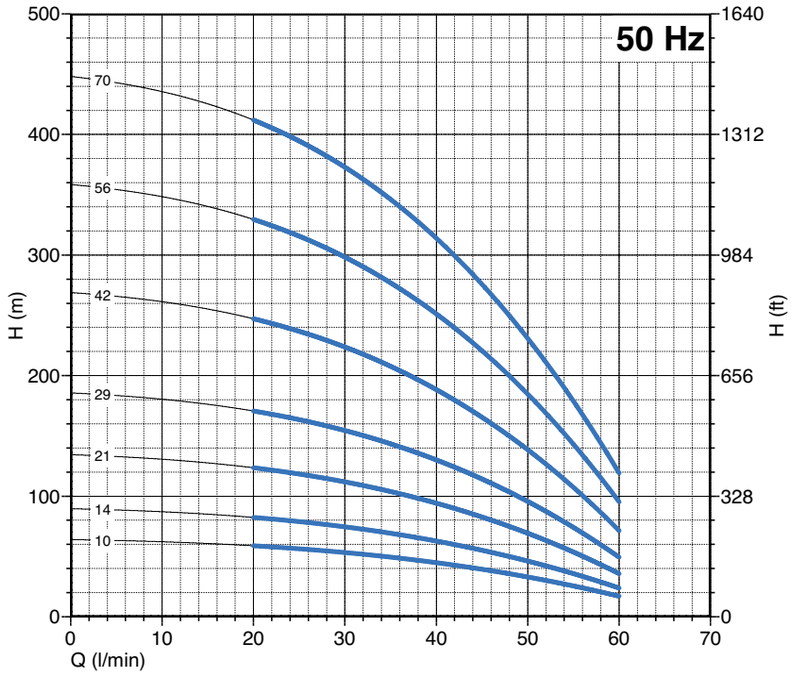

H = Prevalenza totale. **Da 17 a 413 m**
Q = Portata. **Da 20 a 60 l/min**
η% = Rendimento della pompa. **Max 55,0 %**
W/st = Assorbim. per stadio. **Max 52,00**
Massimo contenuto di sabbia. **300 g/m³**
S = Battente minimo (m) **Max 1**

H = Total head. **From 17 to 413 m**
Q = Capacity. **From 20 to 60 l/min**
η% = Pump efficency. **Max 55,0 %**
W/st = Stage absorption. **Max 52,00**
Maximum sand content **300 g/m³**
S = Minimum head (m) **Max 1**

H = hauter manométrique. **From 17 to 413 m**
Q = Débit. **From 20 to 60 l/min**
η% = Rendement de la pompe. **Max 55,0 %**
W/st = Absorption par étage. **Max 52,00**
Contenu maximal de sable. **300 g/m³**
S = Niveau minimal (m). **Max 1**

H =Altura manométrica. **Da 17 a 413 m**
Q = Caudal. **De 20 a 60 l/min**
η% = Rendimiento de la bomba. **Max 55,0 %**
W/st = Potencia absorbida por etapa. **Max 52,00**
Condenito màximo de arena. **300 g/m³**
S = Nivel minimo (m) **Max 1**

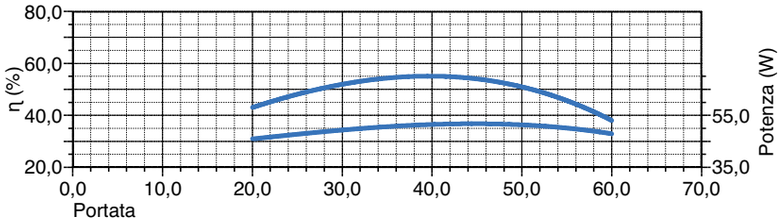

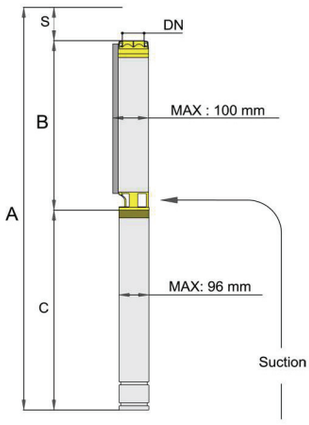

DN : TYPE 95 PR 1
TYPE 95 PR 2
TYPE 95 PR 3
TYPE 95 PR 4
= 1" 1/4 GAS

DN : TYPE 95 PR 6
TYPE 95 PR 8
TYPE 95 PR 10
TYPE 95 PR 12
TYPE 95 PR 15
= 2"GAS

Tipo - Type	Motore - Motor - Moteur Caratteristiche a 2900 rpm: Power kW	Power HP	Mono Fase Single phase V230 A	Mono Fase Single phase V230 µF	V 400 A	l/min / l/sec / m³/h	Q=Portata - Capacity - Debit 0 / 0,00 / 0,0	20 / 0,33 / 1,2	30 / 0,50 / 1,8	40 / 0,67 / 2,4	50 / 0,83 / 3,0	60 / 1,00 / 3,6
95 PR2 N/10	0,55	0,75	5	20	1,7	H[m]	64	59	53	45	33	17
95 PR2 N/14	0,75	1	6,5	30	2,2		90	83	74	63	46	24
95 PR2 N/21	1,10	1,5	9,6	40	3,1		134	124	111	95	69	36
95 PR2 N/29	1,50	2	11,8	50	4,0		186	171	154	131	96	49
95 PR2 N/42	2,20	3	15,2	76	5,8		269	248	223	189	139	71
95 PR2 N/56	3,00	4	-	-	7,5		358	330	297	252	185	95
95 PR2 N/70	4,00	5,5	-	-	9,8		448	413	371	315	231	119

Dimensioni di ingombro e pesi Overall dimensions and weights								
Tipo - Type	A mm Mono	A mm Tri	B mm	C mm Mono	C mm Tri	M kg Mono	M kg Tri	P kg
95 PR2 N/10	718	698	381	337	317	8	8	4
95 PR2 N/14	831	806	469	362	337	10	10	4,3
95 PR2 N/21	1037	1007	645	392	362	12	12	5,3
95 PR2 N/29	1243	1213	821	422	392	13	13	6,5
95 PR2 N/42	1596	1581	1129	467	452	15	15	8,3
95 PR2 N/56	0	1994	1437	0	557	0	19	10,8
95 PR2 N/70	0	2364	1767	0	597	0	22	13,4

95 PR3 N 4”

CE Tolleranze secondo - **Tollerance according to** - *Tolérances selon*
Tolerancias según norma EN UNI-ISO 9906 - **4” (100 mm)**

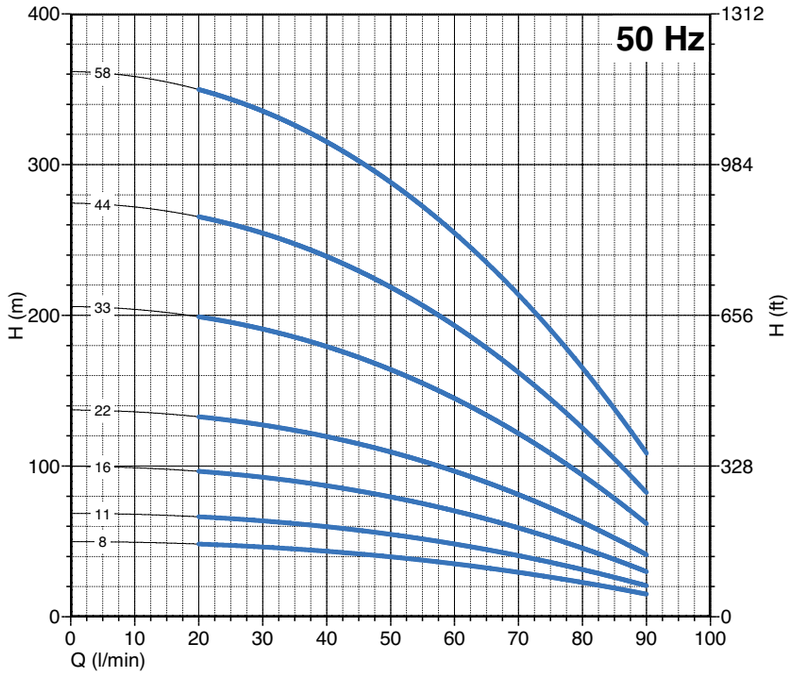

H = Prevalenza totale. **Da 15 a 348 m**
Q = Portata. **Da 20 a 90 l/min**
η% = Rendimento della pompa. **Max 63,0 %**
W/st = Assorbim. per stadio. **Max 69,00**
Massimo contenuto di sabbia. **300 g/m³**
S = Battente minimo (m) **Max 1**

H = Total head. **From 15 to 348 m**
Q = Capacity. **From 20 to 90 l/min**
η% = Pump efficency. **Max 63,0 %**
W/st = Stage absorption. **Max 69,00**
Maximum sand content **300 g/m³**
S = Minimum head (m) **Max 1**

H = hauter manométrique. **From 15 to 348 m**
Q = Débit. **From 20 to 90 l/min**
η% = Rendement de la pompe. **Max 63,0 %**
W/st = Absorption par étage. **Max 69,00**
Contenu maximal de sable. **300 g/m³**
S = Niveau minimal (m). **Max 1**

H =Altura manométrica. **Da 15 a 348 m**
Q = Caudal. **De 20 a 90 l/min**
η% = Rendimiento de la bomba. **Max 63,0 %**
W/st = Potencia absorbida por etapa. **Max 69,00**
Condenito màximo de arena. **300 g/m³**
S = Nivel minimo (m) **Max 1**

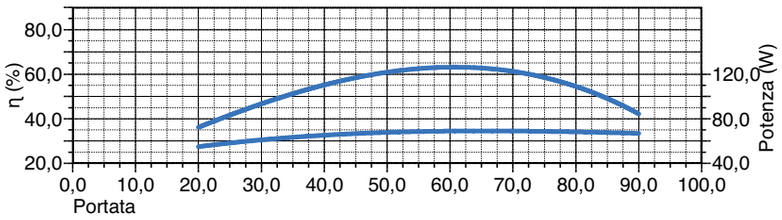

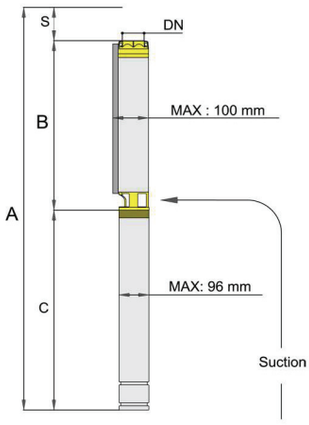

DN : TYPE 95 PR 1
TYPE 95 PR 2
TYPE 95 PR 3
TYPE 95 PR 4
= 1" 1/4 GAS

DN : TYPE 95 PR 6
TYPE 95 PR 8
TYPE 95 PR 10
TYPE 95 PR 12
TYPE 95 PR 15
= 2"GAS

Tipo - Type	Motore - Motor - Moteur Caratteristiche a 2900 rpm: Power kW	Power HP	Mono Fase Single phase V230 A	µF	V 400 A		Q=Portata - Capacity - Debit l/min	0	20	30	40	50	60	70	80	90
							l/sec	0,00	0,33	0,50	0,67	0,83	1,00	1,17	1,33	1,50
							m³/h	0,0	1,2	1,8	2,4	3,0	3,6	4,2	4,8	5,4
95 PR3 N/08	0,55	0,75	5	20	1,3			50	48	46	44	40	35	29	23	15
95 PR3 N/11	0,75	1	6,5	30	1,7			69	66	63	61	55	48	40	32	21
95 PR3 N/16	1,10	1,5	9,6	40	2,2			100	96	92	88	80	70	58	46	30
95 PR3 N/22	1,50	2	11,8	50	3,1		H[m]	138	132	127	121	110	96	80	63	41
95 PR3 N/33	2,20	3	15,2	76	4			206	198	190	182	165	144	120	95	62
95 PR3 N/44	3,00	4	-	-	5,8			275	264	253	242	220	193	160	127	83
95 PR3 N/58	4,00	5,5	-	-	9,8			363	348	334	319	290	254	210	167	109

Dimensioni di ingombro e pesi Overall dimensions and weights: Tipo - Type	A mm Mono	A mm Tri	B mm	C mm Mono	C mm Tri	M kg Mono	M kg Tri	P kg
95 PR3 N/08	674	654	337	337	317	8	8	3,7
95 PR3 N/11	765	740	403	362	337	10	10	4,5
95 PR3 N/16	927	897	535	392	362	12	12	5,7
95 PR3 N/22	1089	1059	667	422	392	13	13	7,2
95 PR3 N/33	1376	1361	909	467	452	15	15	10
95 PR3 N/44	0	1730	1173	0	557	0	19	12,7
95 PR3 N/58	0	2100	1503	0	597	0	22	16,2

95 PR4 N 4”

CE Tolleranze secondo - **Tollerance according to** - *Tolérances selon*
Tolerancias según norma EN UNI-ISO 9906 - **4” (100 mm)**

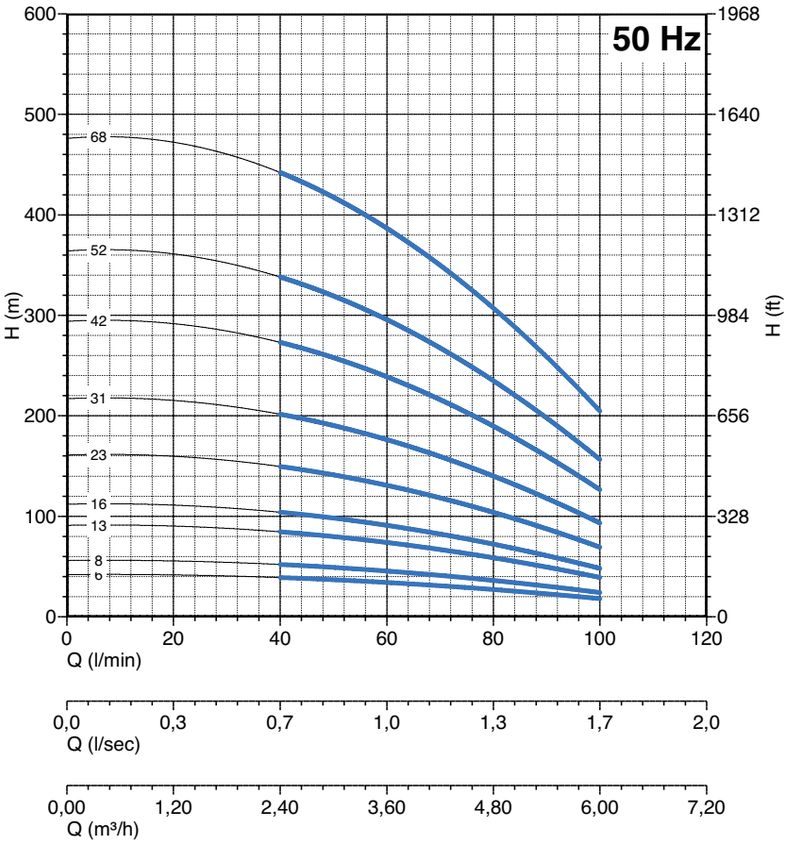

H = Prevalenza totale. **Da 18 a 442 m**
Q = Portata. **Da 40 a 100 l/min**
η% = Rendimento della pompa. **Max 64,5 %**
W/st = Assorbim. per stadio. **Max 92,00**
Massimo contenuto di sabbia. **300 g/m³**
S = Battente minimo (m) **Max 1**

H = Total head. **From 18 to 442 m**
Q = Capacity. **From 40 to 100 l/min**
η% = Pump efficency. **Max 64,5 %**
W/st = Stage absorption. **Max 92,00**
Maximum sand content **300 g/m³**
S = Minimum head (m) **Max 1**

H = hauter manométrique. **From 18 to 442 m**
Q = Débit. **From 40 to 100 l/min**
η% = Rendement de la pompe. **Max 64,5 %**
W/st = Absorption par étage. **Max 92,00**
Contenu maximal de sable. **300 g/m³**
S = Niveau minimal (m). **Max 1**

H =Altura manométrica. **Da 18 a 442 m**
Q = Caudal. **De 40 a 100 l/min**
η% = Rendimiento de la bomba. **Max 64,5 %**
W/st = Potencia absorbida por etapa. **Max 92,00**
Condenito màximo de arena. **300 g/m³**
S = Nivel minimo (m) **Max 1**

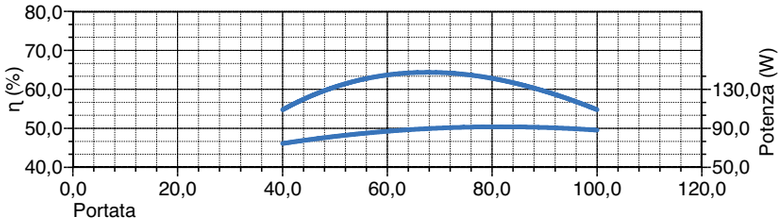

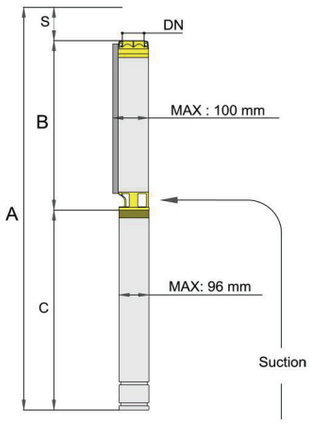

DN : TYPE 95 PR 1
TYPE 95 PR 2
TYPE 95 PR 3
TYPE 95 PR 4
= 1" 1/4 GAS

DN : TYPE 95 PR 6
TYPE 95 PR 8
TYPE 95 PR 10
TYPE 95 PR 12
TYPE 95 PR 15
= 2"GAS

Motore - Motor - Moteur Caratteristiche a 2900 rpm							Q=Portata - Capacity - Debit							
Tipo - Type	Power		Mono Fase Single phase V230		V 400	l/min	0	40	50	60	70	80	90	100
						l/sec	0,00	0,67	0,83	1,00	1,17	1,33	1,50	1,67
	kW	HP	A	µF	A	m³/h	0,0	2,4	3,0	3,6	4,2	4,8	5,4	6,0
95 PR4 N/06	0,55	0,75	5	20	1,3		42	39	37	34	31	27	23	18
95 PR4 N/08	0,75	1	6,5	30	1,7		56	52	49	45	41	36	31	24
95 PR4 N/13	1,10	1,5	9,6	40	2,2		91	85	80	74	67	59	50	39
95 PR4 N/16	1,50	2	11,8	50	3,1		112	104	99	91	83	72	61	48
95 PR4 N/23	2,20	3	15,2	76	4	H[m]	161	150	142	130	119	104	88	69
95 PR4 N/31	3,00	4	-	-	5,8		217	202	191	175	160	140	119	93
95 PR4 N/42	4,00	5,5	-	-	9,8		294	273	259	238	217	189	161	126
95 PR4 N/52	5,50	7,5	-	-	13,5		364	338	320	294	268	234	199	156
95 PR4 N/68	7,50	10	-	-	17,5		476	442	419	385	351	306	260	204

Dimensioni di ingombro e pesi Overall dimensions and weights								
Tipo - Type	A mm Mono	A mm Tri	B mm	C mm Mono	C mm Tri	M kg Mono	M kg Tri	P kg
95 PR4 N/06	630	610	293	337	317	8	8	3,3
95 PR4 N/08	699	674	337	362	337	10	10	3,8
95 PR4 N/13	839	809	447	392	362	12	12	5
95 PR4 N/16	957	927	535	422	392	13	13	5,8
95 PR4 N/23	1156	1141	689	467	452	15	15	10
95 PR4 N/31	0	1422	865	0	557	0	19	12,3
95 PR4 N/42	0	1726	1129	0	597	0	22	15,5
95 PR4 N/52	0	2047	1349	0	698	0	27	18,5
95 PR4 N/68	0	2541	1723	0	818	0	32	23,2

95 PR6 N 4”

CE Tolleranze secondo - **Tollerance according to** - *Tolérances selon*
Tolerancias según norma EN UNI-ISO 9906 - **4” (100 mm)**

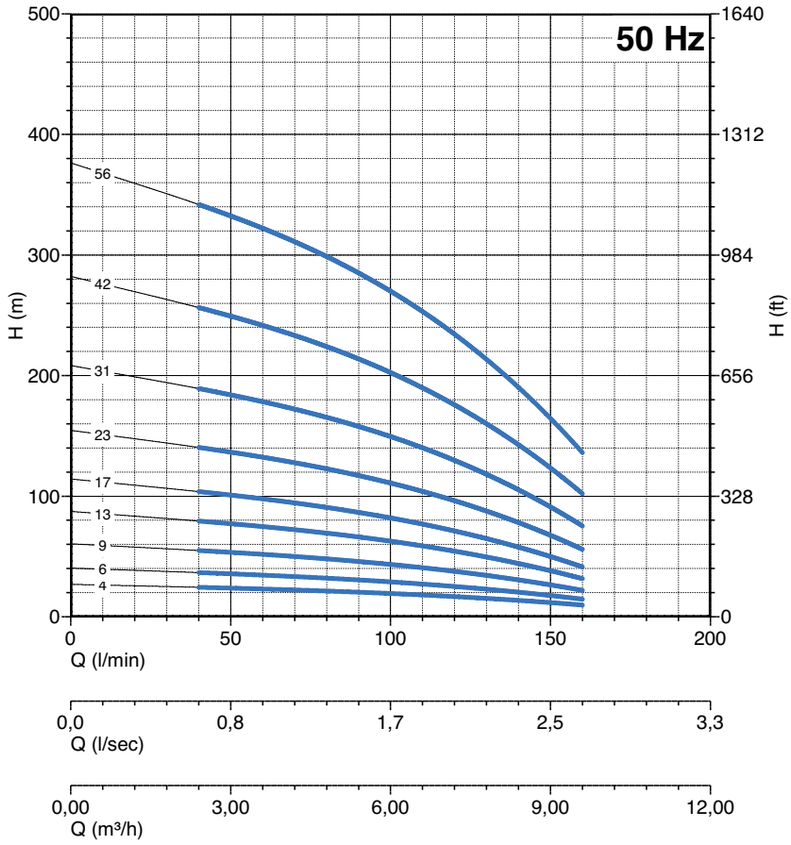

H = Prevalenza totale. **Da 10 a 336 m**
Q = Portata. **Da 40 a 160 l/min**
η% = Rendimento della pompa. **Max 68,0 %**
W/st = Assorbim. per stadio. **Max 118,00**
Massimo contenuto di sabbia. **300 g/m³**
S = Battente minimo (m) **Max 1**

H = Total head. **From 10 to 336 m**
Q = Capacity. **From 40 to 160 l/min**
η% = Pump efficency. **Max 68,0 %**
W/st = Stage absorption. **Max 118,00**
Maximum sand content **300 g/m³**
S = Minimum head (m) **Max 1**

H = hauter manométrique. **From 10 to 336 m**
Q = Débit. **From 40 to 160 l/min**
η% = Rendement de la pompe. **Max 68,0 %**
W/st = Absorption par étage. **Max 118,00**
Contenu maximal de sable. **300 g/m³**
S = Niveau minimal (m). **Max 1**

H =Altura manométrica. **Da 10 a 336 m**
Q = Caudal. **De 40 a 160 l/min**
η% = Rendimiento de la bomba. **Max 68,0 %**
W/st = Potencia absorbida por etapa. **Max 118,00**
Condenito màximo de arena. **300 g/m³**
S = Nivel minimo (m) **Max 1**

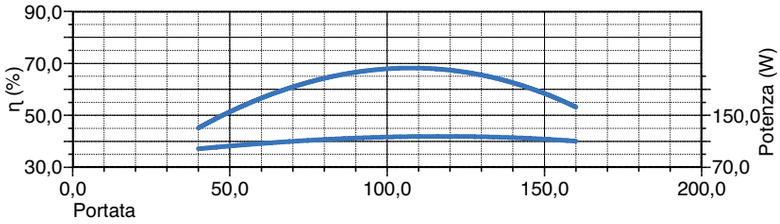

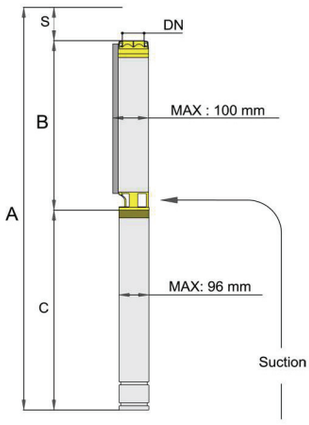

DN : TYPE 95 PR 1
TYPE 95 PR 2
TYPE 95 PR 3
TYPE 95 PR 4
= 1" 1/4 GAS

DN : TYPE 95 PR 6
TYPE 95 PR 8
TYPE 95 PR 10
TYPE 95 PR 12
TYPE 95 PR 15
= 2"GAS

Motore - Motor - Moteur Caratteristiche a 2900 rpm							Q=Portata - Capacity - Debit							
Tipo - Type	Power		Mono Fase Single phase V230		V 400	l/min	0	40	60	80	100	120	140	160
						l/sec	0,00	0,67	1,00	1,33	1,67	2,00	2,33	2,67
	kW	HP	A	µF	A	m³/h	0,0	2,4	3,6	4,8	6,0	7,2	8,4	9,6
95 PR6 N/04	0,55	0,75	5	20	1,7		27	24	23	22	19	17	13	10
95 PR6 N/06	0,75	1	6,5	30	2,2		41	36	35	33	29	26	20	15
95 PR6 N/09	1,10	1,5	9,6	40	3,2		61	54	52	50	43	38	29	23
95 PR6 N/13	1,50	2	11,8	50	4		88	78	75	72	62	55	42	33
95 PR6 N/17	2,20	3	15,2	76	5,9	H[m]	115	102	98	94	81	72	55	43
95 PR6 N/23	3,00	4	-	-	7,8		155	138	132	127	109	98	75	58
95 PR6 N/31	4,00	5,5	-	-	9,8		209	186	178	171	147	132	101	78
95 PR6 N/42	5,50	7,5	-	-	13,5		284	252	242	231	200	179	137	105
95 PR6 N/56	7,50	10	-	-	17,5		378	336	322	308	266	238	182	140

Dimensioni di ingombro e pesi Overall dimensions and weights								
Tipo - Type	A mm Mono	A mm Tri	B mm	C mm Mono	C mm Tri	M kg Mono	M kg Tri	P kg
95 PR6 N/04	618	598	281	337	317	8	8	3
95 PR6 N/06	703	678	341	362	337	10	10	3,5
95 PR6 N/09	823	793	431	392	362	12	12	4,5
95 PR6 N/13	995	965	573	422	392	13	13	6
95 PR6 N/17	1160	1145	693	467	452	15	15	7,5
95 PR6 N/23	0	1430	873	0	557	0	19	8,5
95 PR6 N/31	0	1732	1135	0	597	0	22	11
95 PR6 N/42	0	2185	1487	0	698	0	27	15,5
95 PR6 N/56	0	2747	1929	0	818	0	32	20

95 PR8 N 4”

CE Tolleranze secondo - **Tollerance according to** - *Tolérances selon*
Tolerancias según norma EN UNI-ISO 9906 - **4” (100 mm)**

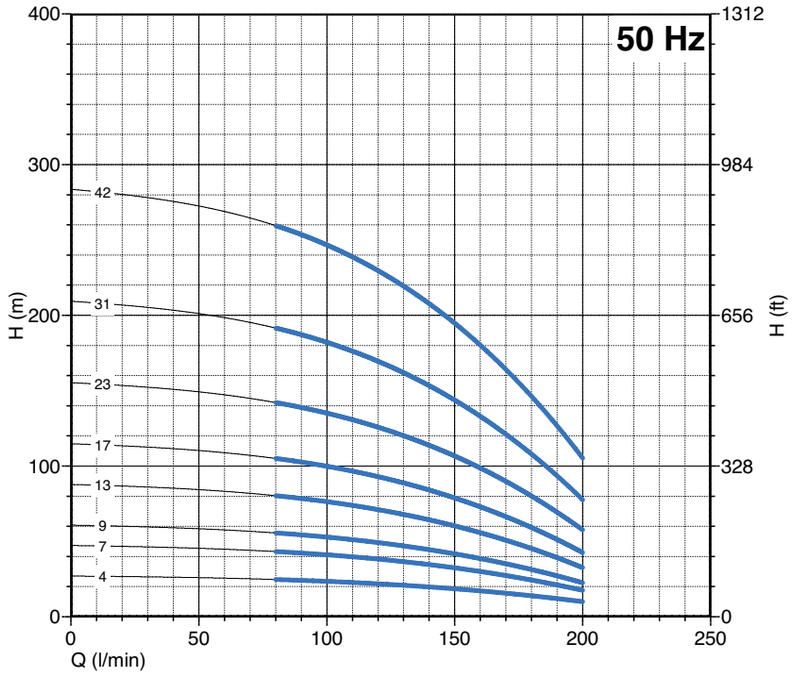

H = Prevalenza totale. **Da 10 a 263 m**
Q = Portata. **Da 80 a 200 l/min**
η% = Rendimento della pompa. **Max 69,0 %**
W/st = Assorbim. per stadio. **Max 174,00**
Massimo contenuto di sabbia. **300 g/m³**
S = Battente minimo (m) **Max 1**

H = Total head. **From 10 to 263 m**
Q = Capacity. **From 80 to 200 l/min**
η% = Pump efficency. **Max 69,0 %**
W/st = Stage absorption. **Max 174,00**
Maximum sand content **300 g/m³**
S = Minimum head (m) **Max 1**

H = hauter manométrique. **From 10 to 263 m**
Q = Débit. **From 80 to 200 l/min**
η% = Rendement de la pompe. **Max 69,0 %**
W/st = Absorption par étage. **Max 174,00**
Contenu maximal de sable. **300 g/m³**
S = Niveau minimal (m). **Max 1**

H =Altura manométrica. **Da 10 a 263 m**
Q = Caudal. **De 80 a 200 l/min**
η% = Rendimiento de la bomba. **Max 69,0 %**
W/st = Potencia absorbida por etapa. **Max 174,00**
Condenito màximo de arena. **300 g/m³**
S = Nivel minimo (m) **Max 1**

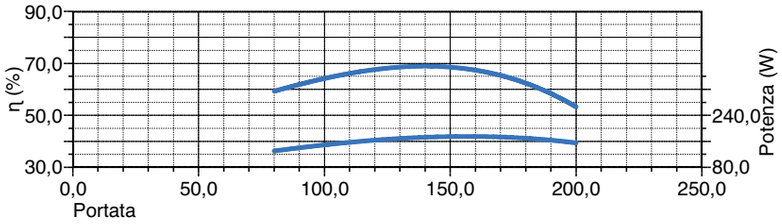

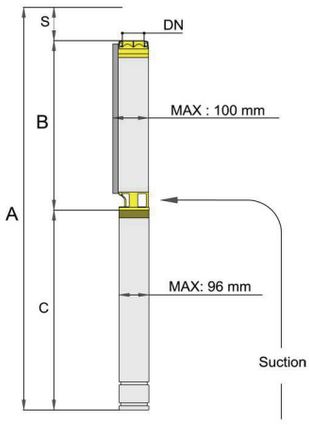

DN : TYPE 95 PR 1
TYPE 95 PR 2
TYPE 95 PR 3
TYPE 95 PR 4
= 1" 1/4 GAS

DN : TYPE 95 PR 6
TYPE 95 PR 8
TYPE 95 PR 10
TYPE 95 PR 12
TYPE 95 PR 15
= 2"GAS

Tipo - Type	Motore - Motor - Moteur Caratteristiche a 2900 rpm: Power kW	HP	Mono Fase Single phase V230 A	µF	V 400 A		Q=Portata - Capacity - Debit l/min	0	80	100	120	140	160	180	200
							l/sec	0,00	1,33	1,67	2,00	2,33	2,67	3,00	3,33
							m³/h	0,0	4,8	6,0	7,2	8,4	9,6	10,8	12,0
95 PR8 N/04	0,75	1	6,5	30	2,2			27	25	23	22	20	17	14	10
95 PR8 N/07	1,10	1,5	9,6	40	3,1			47	44	40	39	35	30	25	18
95 PR8 N/09	1,50	2	11,8	50	4			61	56	52	50	45	38	32	23
95 PR8 N/13	2,20	3	15,2	76	5,8		H[m]	88	81	75	72	65	55	46	33
95 PR8 N/17	3,00	4	-	-	7,5			115	106	98	94	85	72	60	43
95 PR8 N/23	4,00	5,5	-	-	9.8			155	144	132	127	115	98	81	58
95 PR8 N/31	5,50	7,5	-	-	13.5			209	194	178	171	155	132	109	78
95 PR8 N/42	7,50	10	-	-	17.5			284	263	242	231	210	179	147	105

Dimensioni di ingombro e pesi Overall dimensions and weights: Tipo - Type	A mm Mono	A mm Tri	B mm	C mm Mono	C mm Tri	M kg Mono	M kg Tri	P kg
95 PR8 N/04	643	618	281	362	337	10	10	3
95 PR8 N/07	763	733	371	392	362	12	12	4
95 PR8 N/09	853	823	431	422	392	13	13	4,5
95 PR8 N/13	1040	1025	573	467	452	15	15	6
95 PR8 N/17	0	1250	693	0	557	0	19	7,5
95 PR8 N/23	0	1470	873	0	597	0	22	8,5
95 PR8 N/31	0	1833	1135	0	698	0	27	11
95 PR8 N/42	0	2305	1487	0	818	0	32	15

95 PR10 N 4”

CE Tolleranze secondo - **Tollerance according to** - *Tolérances selon*
Tolerancias según norma EN UNI-ISO 9906 - **4” (100 mm)**

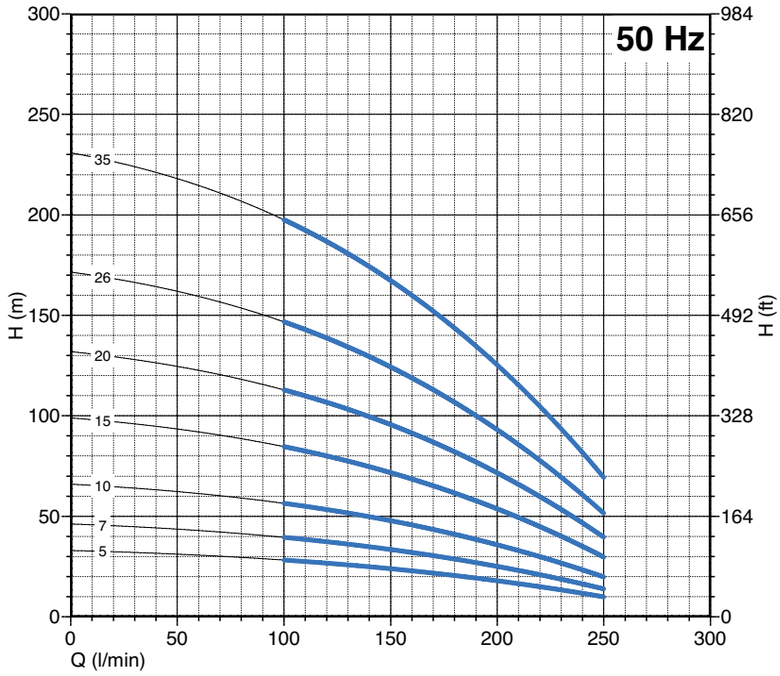

H = Prevalenza totale. **Da 10 a 196 m**
Q = Portata. **Da 100 a 250 l/min**
η% = Rendimento della pompa. **Max 63,0 %**
W/st = Assorbim. per stadio. **Max 200,00**
Massimo contenuto di sabbia. **300 g/m³**
S = Battente minimo (m) **Max 1**

H = Total head. **From 10 to 196 m**
Q = Capacity. **From 100 to 250 l/min**
η% = Pump efficency. **Max 63,0 %**
W/st = Stage absorption. **Max 200,00**
Maximum sand content **300 g/m³**
S = Minimum head (m) **Max 1**

H = hauter manométrique. **From 10 to 196 m**
Q = Débit. **From 100 to 250 l/min**
η% = Rendement de la pompe. **Max 63,0 %**
W/st = Absorption par étage. **Max 200,00**
Contenu maximal de sable. **300 g/m³**
S = Niveau minimal (m). **Max 1**

H =Altura manométrica. **Da 10 a 196 m**
Q = Caudal. **De 100 a 250 l/min**
η% = Rendimiento de la bomba. **Max 63,0 %**
W/st = Potencia absorbida por etapa. **Max 200,00**
Condenito màximo de arena. **300 g/m³**
S = Nivel minimo (m) **Max 1**

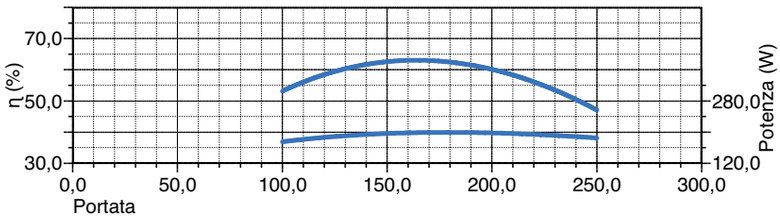

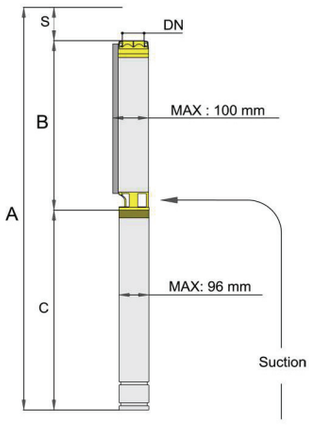

DN : TYPE 95 PR 1
TYPE 95 PR 2
TYPE 95 PR 3
TYPE 95 PR 4
= 1" 1/4 GAS

DN : TYPE 95 PR 6
TYPE 95 PR 8
TYPE 95 PR 10
TYPE 95 PR 12
TYPE 95 PR 15
= 2"GAS

Tipo - Type	Motore - Motor - Moteur Caratteristiche a 2900 rpm: Power kW	HP	Mono Fase Single phase V230 A	μF	V 400 A		Q=Portata - Capacity - Debit l/min	0	100	125	150	175	200	225	250
							l/sec	0,00	1,67	2,08	2,50	2,92	3,33	3,75	4,17
							m³/h	0,0	6,0	7,5	9,0	10,5	12,0	13,5	15,0
95 PR10 N/05	1,10	1,5	9,6	40	3,1			33	28	27	24	21	18	14	10
95 PR10 N/07	1,50	2	11,8	50	4			46	39	37	34	29	25	20	14
95 PR10 N/10	2,20	3	15,2	76	5,8			66	56	53	48	42	36	28	20
95 PR10 N/15	3,00	4	-	-	7,5		H[m]	99	84	80	72	63	54	42	30
95 PR10 N/20	4,00	5,5	-	-	9,8			132	112	106	96	84	72	56	40
95 PR10 N/26	5,50	7,5	-	-	13,5			172	146	138	125	109	94	73	52
95 PR10 N/35	7,50	10	-	-	17,5			231	196	186	168	147	126	98	70

Dimensioni di ingombro e pesi Overall dimensions and weights: Tipo - Type	A mm Mono	A mm Tri	B mm	C mm Mono	C mm Tri	M kg Mono	M kg Tri	P kg
95 PR10 N/05	758	728	366	392	362	12	12	4,5
95 PR10 N/07	870	840	448	422	392	13	13	5,4
95 PR10 N/10	1060	1045	593	467	452	15	15	6,5
95 PR10 N/15	0	1355	798	0	557	0	19	7,6
95 PR10 N/20	0	1622	1025	0	597	0	22	11,5
95 PR10 N/26	0	1969	1271	0	698	0	27	13,7
95 PR10 N/35	0	2480	1662	0	818	0	32	17,8

95 PR12 N 4”

CE Tolleranze secondo - **Tollerance according to** - *Tolérances selon*
Tolerancias según norma EN UNI-ISO 9906 - **4” (100 mm)**

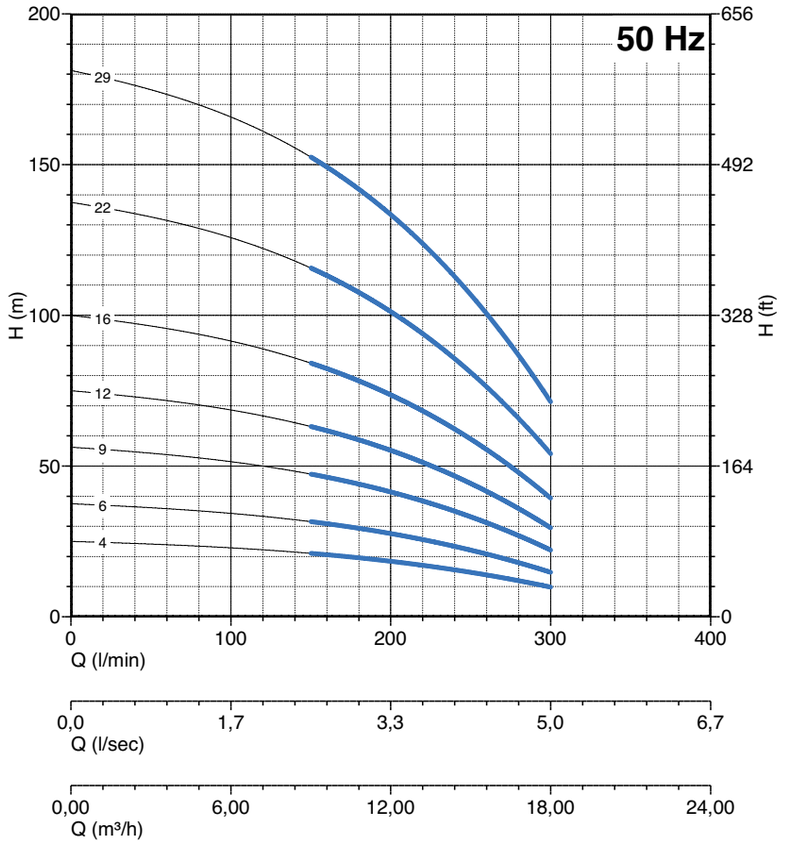

H = Prevalenza totale. **Da 10 a 152 m**
Q = Portata. **Da 150 a 300 l/min**
η% = Rendimento della pompa. **Max 60,0 %**
W/st = Assorbim. per stadio. **Max 270,00**
Massimo contenuto di sabbia. **300 g/m³**
S = Battente minimo (m) **Max 1**

H = Total head. **From 10 to 152 m**
Q = Capacity. **From 150 to 300 l/min**
η% = Pump efficency. **Max 60,0 %**
W/st = Stage absorption. **Max 270,00**
Maximum sand content **300 g/m³**
S = Minimum head (m) **Max 1**

H = hauter manométrique. **From 10 to 152 m**
Q = Débit. **From 150 to 300 l/min**
η% = Rendement de la pompe. **Max 60,0 %**
W/st = Absorption par étage. **Max 270,00**
Contenu maximal de sable. **300 g/m³**
S = Niveau minimal (m). **Max 1**

H =Altura manométrica. **Da 10 a 152 m**
Q = Caudal. **De 150 a 300 l/min**
η% = Rendimiento de la bomba. **Max 60,0 %**
W/st = Potencia absorbida por etapa. **Max 270,00**
Condenito màximo de arena. **300 g/m³**
S = Nivel minimo (m) **Max 1**

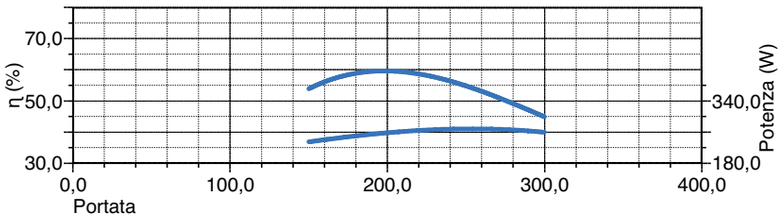

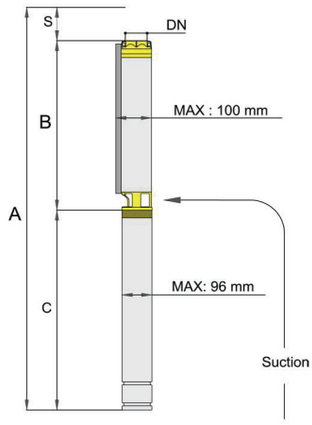

DN : TYPE 95 PR 1
TYPE 95 PR 2
TYPE 95 PR 3
TYPE 95 PR 4
= 1" 1/4 GAS

DN : TYPE 95 PR 6
TYPE 95 PR 8
TYPE 95 PR 10
TYPE 95 PR 12
TYPE 95 PR 15
= 2"GAS

Tipo - Type	Motore - Motor - Moteur Caratteristiche a 2900 rpm: Power kW	HP	Mono Fase Single phase V230 A	μF	V 400 A		Q=Portata - Capacity - Debit l/min	0	150	175	200	225	250	275	300
							l/sec	0,00	2,50	2,92	3,33	3,75	4,17	4,58	5,00
							m³/h	0,0	9,0	10,5	12,0	13,5	15,0	16,5	18,0
95 PR12 N/04	1,10	1,5	9,6	40	3,1			25	21	20	18	17	15	12	10
95 PR12 N/06	1,50	2	11,8	50	4			38	32	30	27	26	23	18	15
95 PR12 N/09	2,20	3	15,2	76	5,8			56	47	45	41	38	34	27	23
95 PR12 N/12	3,00	4	-	-	7,5	H[m]		75	63	60	54	51	45	36	30
95 PR12 N/16	4,00	5,5	-	-	9,8			100	84	80	72	68	60	48	40
95 PR12 N/22	5,50	7,5	-	-	13,5			138	116	110	99	94	83	66	55
95 PR12 N/29	7,50	10	-	-	17,5			181	152	145	131	123	109	87	73

Dimensioni di ingombro e pesi Overall dimensions and weights								
Tipo - Type	A mm Mono	A mm Tri	B mm	C mm Mono	C mm Tri	M kg Mono	M kg Tri	P kg
95 PR12 N/04	717	687	325	392	362	12	12	4
95 PR12 N/06	829	799	407	422	392	13	13	5,5
95 PR12 N/09	1019	1004	552	467	452	15	15	6,3
95 PR12 N/12	0	1232	675	0	557	0	19	7,5
95 PR12 N/16	0	1436	839	0	597	0	22	10
95 PR12 N/22	0	1805	1107	0	698	0	27	13
95 PR12 N/29	0	2234	1416	0	818	0	32	15,8

www.panellipumps.it info@panellipumps.it

95 NX N/
4’’(100 mm)

Elettropompe sommerse radiali
Radial electric submersible pumps
Electropompes immergèes radiales

ELETTROPOMPE SOMMERSE INTUBATE 4’’
SERIE 95 NX N/ :
PORTATE FINO A 370 L/MIN
PREVALENZE FINO A 470 METRI
POTENZE FINO A 10 HP (7,5 Kw).

ELECTRIC SUBMERSIBLE PUMPS CASED VERSION 4’’
SERIE 95 NX N/ :
CAPACITY UP TO 370 L/MIN
MANOMETRIC HEAD UP TO 470 METERS
POWER UP TO 10 HP (7,5 Kw).

E**LECTROPOMPES IMMERGEES TUBEE 4’’**
SERIES 95 NX N/ :
CAPACITE’ JUSQU’ A‘ 370 L/MIN
HAUTEUR MANOMETRIQUE JUSQU’ A‘ 470 METERS
PUISSANCE JUSQU’ A’ 10 HP (7,5 Kw).

Via Rana n°63/65 - Z.I. D5 - 15122 Spinetta M.go - Alessandria - ITALY - Tel. +39 0131 619506 - Fax +39 0131 619017 - E-mail : info@panellipumps.it - Web: www.panellipumps.it

PANELLI® 95 NX 4''(100 mm)

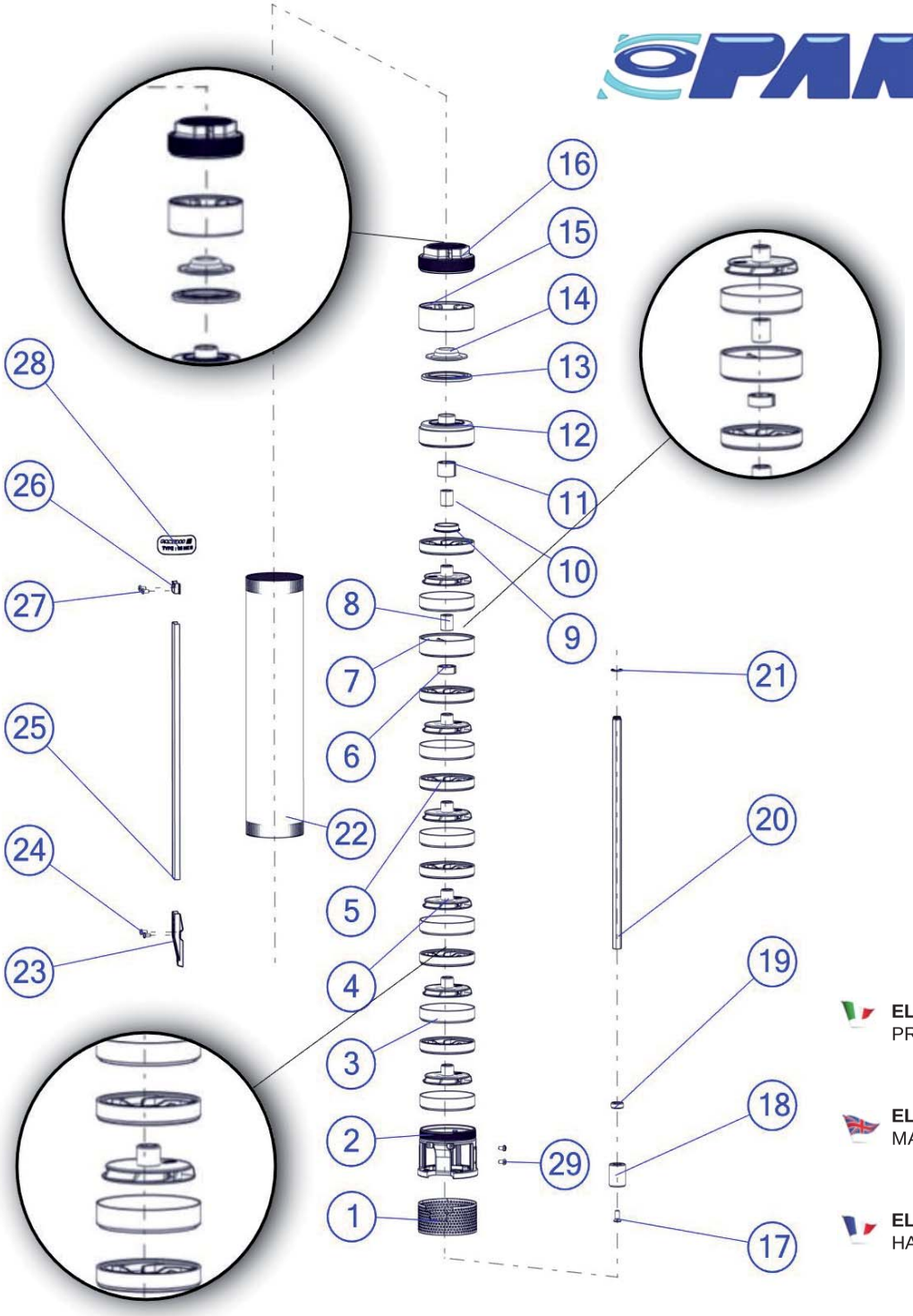

Elettropompe sommerse radiali
Radial electric submersible pumps
Electropompes immergèes radiales

Costruzione pompe
Pump construction
Construction pompes

95 NX

N.CODE	DESCRIZIONE (ITALIANO)	DESCRIPTION (ENGLISH)	DESCRIPTION (FRANCAIS)	MATERIAL
1	SUCCHERUOLA	SUCTION STRAINER	CREPINE	AISI 304
2	GABBIA DI ASPIRAZIONE	SUCTION CAGE	CAGE D'ASPIRATION	AISI 410
3	ELEMENTO INTERMEDIO	INTERMEDIATE CASING	ELEMENT INTERMEDIARE	AISI 304
4	GIRANTE	IMPELLER	ROUE	POLYCARBONATE
5	DIFFUSORE	DIFFUSEUR	DIFFUSEUR	NORYL GFN2
6	BRONZINA SUPPORTO INTERMEDIO	INTERMEDIATE BEARING BUSH	COUSSINET BEARING BUSH	RUBBER NBR
7	SUPPORTO INTERMEDIO	INTERMEDIATE SUPPORT	SUPPORT INTERMEDIARE	NORYL GFN2
8	DISTANZIATORE INTERMEDIO	INTERMEDIATE SPACER	ENTRETOISE INTERMEDIARE	AISI 304
9	PARASABBIA	SAND GUARD	PARA SABLE	NORYL GFN2
10	DISTANZIATORE SUPPORTO SUPERIORE	SPACER UPPER SUPPORT	SUPPORT SUPERIEURE SPACER	AISI 304
11	BRONZINA SUPPORTO SUPERIORE	UPPER BEARING BUSH	COUSSINET SUPPORT SUPERIEURE	RUBBER NBR
12	SUPPORTO SUPERIORE	UPPER SUPPORT	SUPPORT SUPERIEURE	NORYL GFN2
13	GUARNIZIONE FARFALLA	GASLET VALVE	VALVE GASKET	RUBBER NBR
14	FARFALLA	CAP VALVE	PLAT	AISI 304
15	ANELLO RACCORDO MANDATA	RING CONNECTOR DELIVERY BOWL	RING CONNECTEUR PLAT	NORYL GFN2
16	MANDATA	DELIVERY BOWL	REFOULEMENT	AISI 410
17	VITE M6X12	SCREW M6X12	VIS M6X12	AISI 304
18	GIUNTO DI TRAINO FLOTTANTE	FLOATING JOINT	JOINT FLOTTANT	AISI 304
19	DISTANZIATORE PRIMA GIRANTE	SPACER FIRST IMPELLER	ENTRETOISE PREMIERE ROUE	POLYCARBONATE
20	ALBERO POMPA	PUMP SHAFT	ARBRE POMPE	AISI 420
21	SEEGER	SEEGER	SEEGER	AISI 304
22	CAMICIA	SLEEVE	CHEMISE	AISI 304
23	STAFFETTA INFERIORE	LOWER FLANGE	BRIDE INFERIEURE	AISI 304
24	N.2 VITI M4 X 10 PER STAFFETTA INFERIORE	N.2 SCREW M4X10 FOR LOWER FLANGE	N.2 VIS M4X10 POUR BRIDE INFERIEURE	AISI 304
25	COPRICAVO	COVER CABLE	PROTECTION CABLE	AISI 304
26	STAFFETTA SUPERIORE	UPPER FLANGE	BRIDE SUPERIEURE	AISI 304
27	N.2 VITI M4 X 10 PER STAFFETTA SUPERIORE	N.2 SCREW M4X10 FOR UPPER FLANGE	N.2 VIS M4X10 POUR BRIDE SUPERIEURE	AISI 304
28	ETICHETTA ADESIVA	ADHESIVE LABEL	ADHESIVE ÉTIQUETTE	ADHESIVE PAPER

ELETTROPOMPE SOMMERSE INTUBATE 4'' SERIE 95 NX / : PORTATE FINO A 370 L/MIN , PREVALENZE FINO A 470 METRI , POTENZE FINO A 10 HP (7,5 Kw).

ELECTRIC SUBMERSIBLE PUMPS CASED VERSION 4'' SERIE 95 NX / : CAPACITY UP TO 370 L/MIN , MANOMETRIC HEAD UP TO 470 METERS ,POWER UP TO 10 HP (7,5 Kw).

ELECTROPOMPES IMMERGEES TUBEE 4'' SERIES 95 NX / : CAPACITE' JUSQU' A' 370 L/MIN , HAUTEUR MANOMETRIQUE JUSQU' A' 470 METERS ,PUISSANCE JUSQU' A' 10 HP (7,5 Kw).

Date:05/2015

Via Rana n°63/65 - Z.I. D5 - 15122 Spinetta M.go - Alessandria - ITALY - Tel. +39 0131 619506 - Fax +39 0131 619017 - E-mail : info@panellipumps.it - Web: www.panellipumps.it

95 NX1 N 4"

CE Tolleranze secondo - Tollerance according to - Tolérances selon
Tolerancias según norma EN UNI-ISO 9906 - 4" (100 mm)

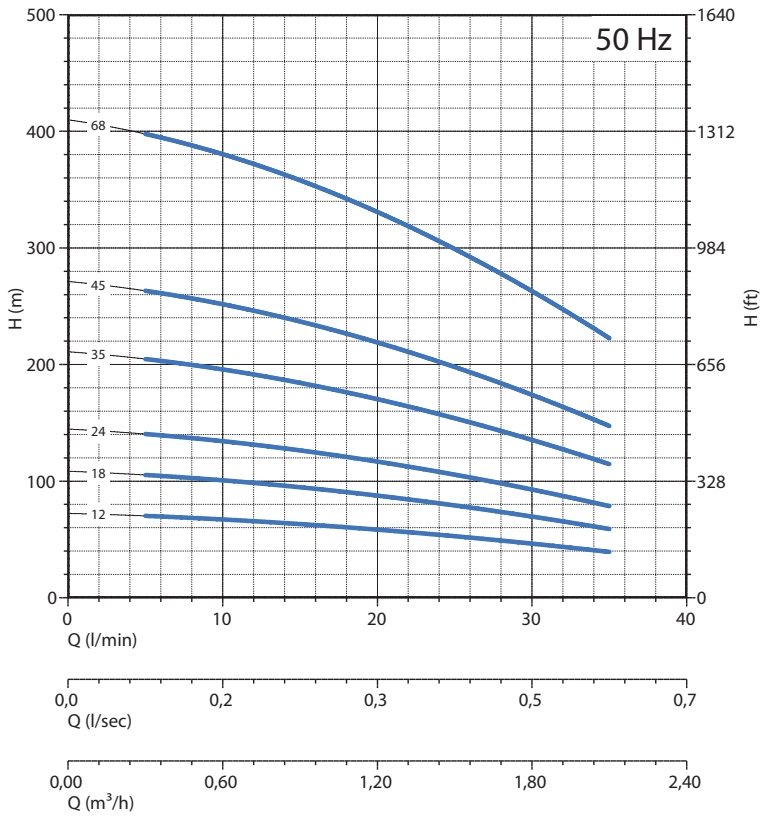

H = Prevalenza totale. Da 39 a 402 m
Q = Portata. Da 5 a 35 l/min
η% = Rendimento della pompa. Max 49,8 %
W/st = Assorbim. per stadio. Max 32,20
Massimo contenuto di sabbia. 300 g/m³
S = Battente minimo (m) Max 1

H = Total head. From 39 to 402 m
Q = Capacity. From 5 to 35 l/min
η% = Pump efficency. Max 49,8 %
W/st = Stage absorption. Max 32,20
Maximum sand content 300 g/m³
S = Minimum head (m) Max 1

H = hauter manométrique. From 39 to 402 m
Q = Débit. From 5 to 35 l/min
η% = Rendement de la pompe. Max 49,8 %
W/st = Absorption par étage. Max 32,20
Contenu maximal de sable. 300 g/m³
S = Niveau minimal (m). Max 1

H =Altura manométrica. Da 39 a 402 m
Q = Caudal. De 5 a 35 l/min
η% = Rendimiento de la bomba. Max 49,8 %
W/st = Potencia absorbida por etapa. Max 32,20
Condenito màximo de arena. 300 g/m³
S = Nivel minimo (m) Max 1

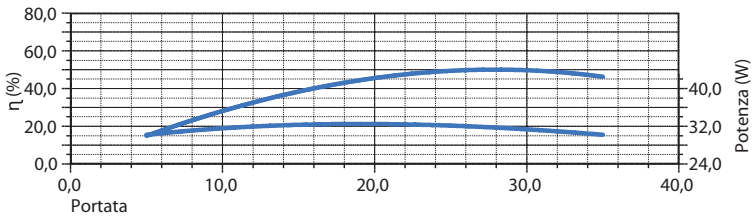

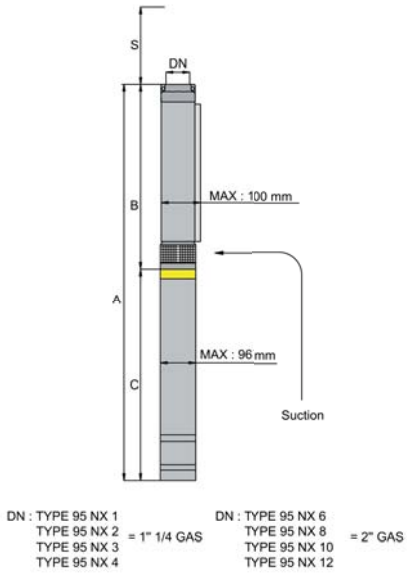

Motore - Motor - Moteur Caratteristiche a 2900 rpm							Q=Portata - Capacity - Debit							
Tipo - Type	Power		Mono Fase Single phase V230		V 400	l/min	0	5	10	15	20	25	30	35
						l/sec	0,00	0,08	0,17	0,25	0,33	0,42	0,50	0,58
	kW	HP	A	µF	A	m³/h	0,0	0,3	0,6	0,9	1,2	1,5	1,8	2,1
95 NX 1 N/12	0,37	0,5	3,5	12,5	1,3		72	71	67	63	58	53	47	39
95 NX 1 N/18	0,55	0,75	5	16	1,7		108	106	100	95	87	79	70	59
95 NX 1 N/24	0,75	1	6,5	20	2,2	H[m]	144	142	134	126	116	106	94	78
95 NX 1 N/35	1,10	1,5	9,6	30	3,1		210	207	195	184	169	154	137	114
95 NX 1 N/45	1,50	2	11,8	40	4		270	266	251	236	217	198	176	146
95 NX 1 N/68	2,20	3	15,2	50	5,8		408	402	379	357	328	300	266	221

Dimensioni di ingombro e pesi Overall dimensions and weights								
Tipo - Type	A mm Mono	A mm Tri	B mm	C mm Mono	C mm Tri	M kg Mono	M kg Tri	P kg
95 NX 1 N/12	742	675	425	317	250	6	7	4,5
95 NX 1 N/18	894	874	557	337	317	8	8	5,7
95 NX 1 N/24	1073	1048	711	362	337	10	10	7
95 NX 1 N/35	1345	1315	953	392	362	12	12	9,3
95 NX 1 N/45	1617	1587	1195	422	392	13	13	11,5
95 NX 1 N/68	2190	2175	1723	467	452	15	15	14,5

95 NX2 N 4"

CE Tolleranze secondo - Tollerance according to - Tolérances selon
Tolerancias según norma EN UNI-ISO 9906 - 4" (100 mm)

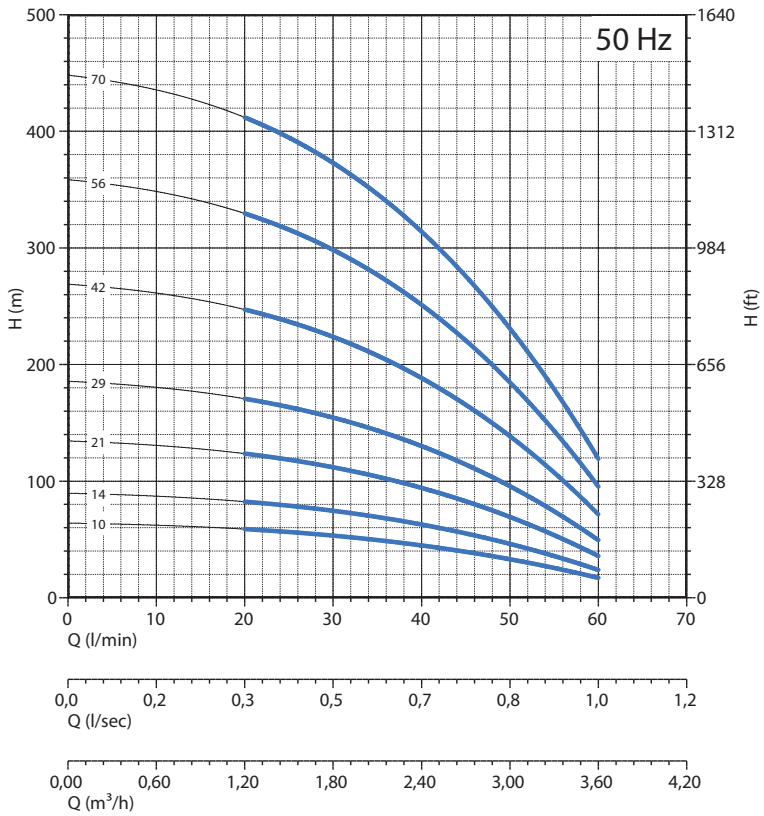

H = Prevalenza totale. Da 17 a 413 m
Q = Portata. Da 20 a 60 l/min
η% = Rendimento della pompa. Max 55,0 %
W/st = Assorbim. per stadio. Max 52,00
Massimo contenuto di sabbia. 300 g/m³
S = Battente minimo (m) Max 1

H = Total head. From 17 to 413 m
Q = Capacity. From 20 to 60 l/min
η% = Pump efficency. Max 55,0 %
W/st = Stage absorption. Max 52,00
Maximum sand content 300 g/m³
S = Minimum head (m) Max 1

H = hauter manométrique. From 17 to 413 m
Q = Débit. From 20 to 60 l/min
η% = Rendement de la pompe. Max 55,0 %
W/st = Absorption par étage. Max 52,00
Contenu maximal de sable. 300 g/m³
S = Niveau minimal (m). Max 1

H =Altura manométrica. Da 17 a 413 m
Q = Caudal. De 20 a 60 l/min
η% = Rendimiento de la bomba. Max 55,0 %
W/st = Potencia absorbida por etapa. Max 52,00
Condenito màximo de arena. 300 g/m³
S = Nivel minimo (m) Max 1

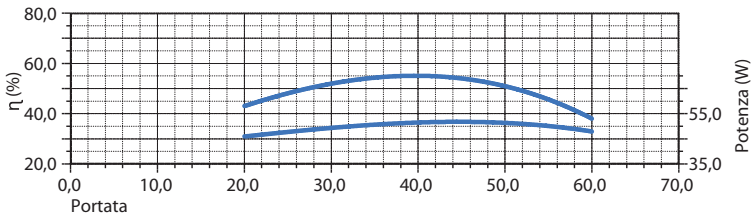

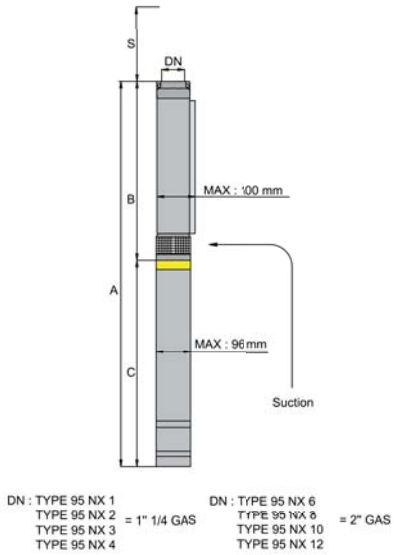

Tipo - Type	Motore - Motor - Moteur Caratteristiche a 2900 rpm: Power kW	HP	Mono Fase Single phase V230 A	µF	V 400 A		Q=Portata - Capacity - Debit l/min 0	20	30	40	50	60
						l/sec	0,00	0,33	0,50	0,67	0,83	1,00
						m³/h	0,0	1,2	1,8	2,4	3,0	3,6
95 NX2 N/10	0,55	0,75	5	20	1,7	H[m]	64	59	53	45	33	17
95 NX2 N/14	0,75	1	6,5	30	2,2		90	83	74	63	46	24
95 NX2 N/21	1,10	1,5	9,6	40	3,1		134	124	111	95	69	36
95 NX2 N/29	1,50	2	11,8	50	4,0		186	171	154	131	96	49
95 NX2 N/42	2,20	3	15,2	76	5,8		269	248	223	189	139	71
95 NX2 N/56	3,00	4	-	-	7,5		358	330	297	252	185	95
95 NX2 N/70	4,00	5,5	-	-	9,8		448	413	371	315	231	119

Dimensioni di ingombro e pesi
Overall dimensions and weights

Tipo - Type	A mm Mono	A mm Tri	B mm	C mm Mono	C mm Tri	M kg Mono	M kg Tri	P kg
95 NX2 N/10	718	698	381	337	317	8	8	4
95 NX2 N/14	831	806	469	362	337	10	10	4,3
95 NX2 N/21	1037	1007	645	392	362	12	12	5,3
95 NX2 N/29	1243	1213	821	422	392	13	13	6,5
95 NX2 N/42	1596	1581	1129	467	452	15	15	8,3
95 NX2 N/56	0	1994	1437	0	557	0	19	10,8
95 NX2 N/70	0	2364	1767	0	597	0	22	13,4

95 NX3 N 4"

CE Tolleranze secondo - Tollerance according to - Tolérances selon
Tolerancias según norma EN UNI-ISO 9906 - 4" (100 mm)

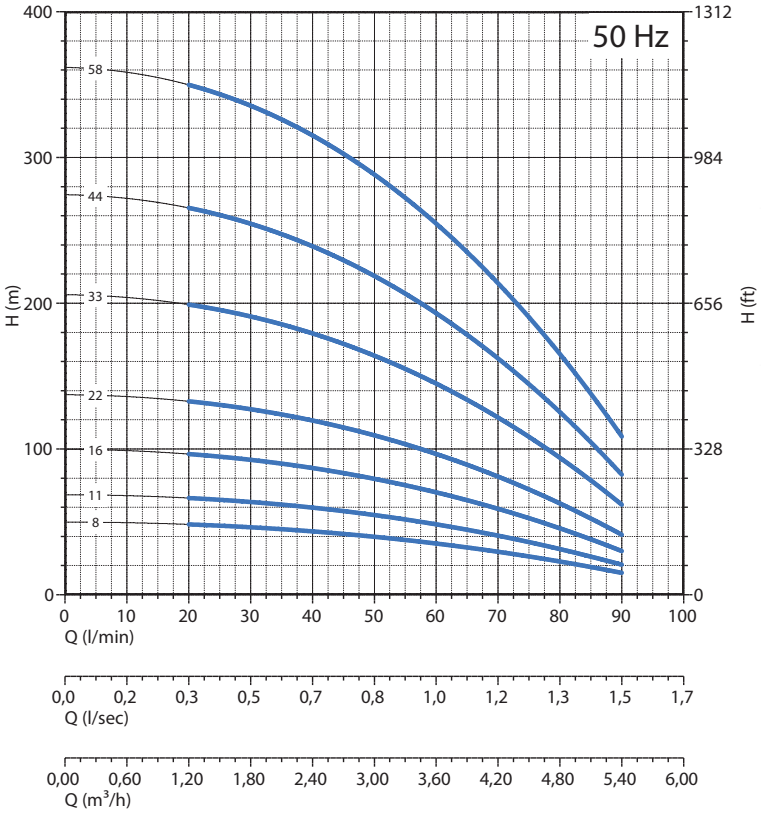

H = Prevalenza totale. Da 15 a 348 m
Q = Portata. Da 20 a 90 l/min
η% = Rendimento della pompa. Max 63,0 %
W/st = Assorbim. per stadio. Max 69,00
Massimo contenuto di sabbia. 300 g/m³
S = Battente minimo (m) Max 1

H = Total head. From 15 to 348 m
Q = Capacity. From 20 to 90 l/min
η% = Pump efficency. Max 63,0 %
W/st = Stage absorption. Max 69,00
Maximum sand content 300 g/m³
S = Minimum head (m) Max 1

H = hauter manométrique. From 15 to 348 m
Q = Débit. From 20 to 90 l/min
η% = Rendement de la pompe. Max 63,0 %
W/st = Absorption par étage. Max 69,00
Contenu maximal de sable. 300 g/m³
S = Niveau minimal (m). Max 1

H =Altura manométrica. Da 15 a 348 m
Q = Caudal. De 20 a 90 l/min
η% = Rendimiento de la bomba. Max 63,0 %
W/st = Potencia absorbida por etapa. Max 69,00
Condenito màximo de arena. 300 g/m³
S = Nivel minimo (m) Max 1

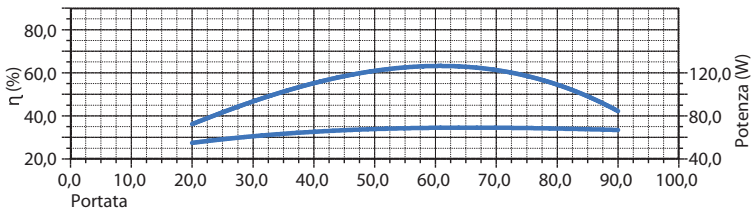

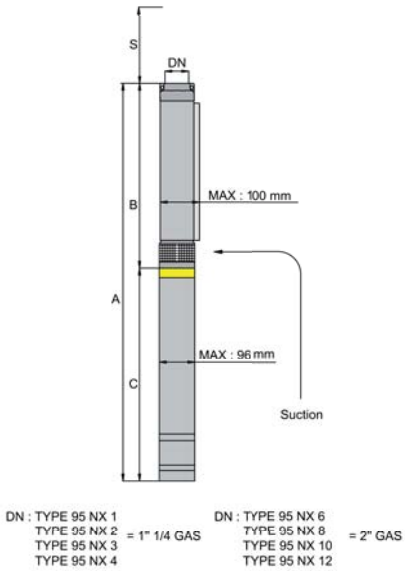

Tipo - Type	Motore - Motor - Moteur Caratteristiche a 2900 rpm						Q=Portata - Capacity - Debit								
	Power		Mono Fase Single phase V230		V 400	l/min	0	20	30	40	50	60	70	80	90
						l/sec	0,00	0,33	0,50	0,67	0,83	1,00	1,17	1,33	1,50
	kW	HP	A	µF	A	m³/h	0,0	1,2	1,8	2,4	3,0	3,6	4,2	4,8	5,4
95 NX3 N/08	0,55	0,75	5	20	1,3	H[m]	50	48	46	44	40	35	29	23	15
95 NX3 N/11	0,75	1	6,5	30	1,7		69	66	63	61	55	48	40	32	21
95 NX3 N/16	1,10	1,5	9,6	40	2,2		100	96	92	88	80	70	58	46	30
95 NX3 N/22	1,50	2	11,8	50	3,1		138	132	127	121	110	96	80	63	41
95 NX3 N/33	2,20	3	15,2	76	4		206	198	190	182	165	144	120	95	62
95 NX3 N/44	3,00	4	-	-	5,8		275	264	253	242	220	193	160	127	83
95 NX3 N/58	4,00	5,5	-	-	9,8		363	348	334	319	290	254	210	167	109

Dimensioni di ingombro e pesi
Overall dimensions and weights

Tipo - Type	A mm Mono	A mm Tri	B mm	C mm Mono	C mm Tri	M kg Mono	M kg Tri	P kg
95 NX3 N/08	674	654	337	337	317	8	8	3,7
95 NX3 N/11	765	740	403	362	337	10	10	4,5
95 NX3 N/16	927	897	535	392	362	12	12	5,7
95 NX3 N/22	1089	1059	667	422	392	13	13	7,2
95 NX3 N/33	1376	1361	909	467	452	15	15	10
95 NX3 N/44	0	1730	1173	0	557	0	19	12,7
95 NX3 N/58	0	2100	1503	0	597	0	22	16,2

95 NX4 N (4")

CE Tolleranze secondo - Tollerance according to - Tolérances selon
Tolerancias según norma EN UNI-ISO 9906 - 4" (100 mm)

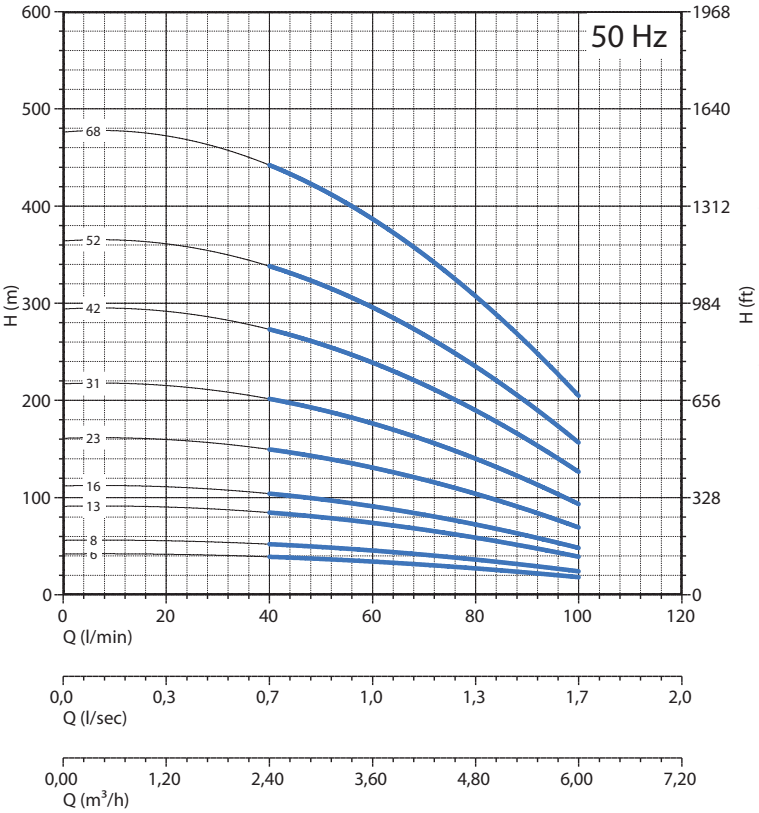

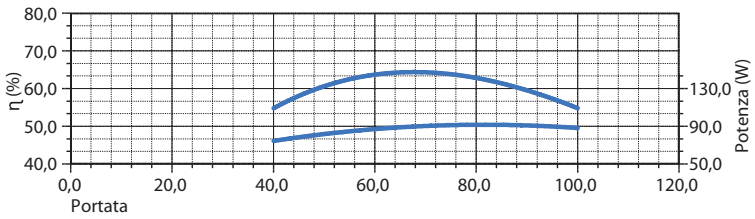

H = Prevalenza totale. Da 18 a 442 m
Q = Portata. Da 40 a 100 l/min
η% = Rendimento della pompa. Max 64,5 %
W/st = Assorbim. per stadio. Max 92,00
Massimo contenuto di sabbia. 300 g/m³
S = Battente minimo (m) Max 1

H = Total head. From 18 to 442 m
Q = Capacity. From 40 to 100 l/min
η% = Pump efficency. Max 64,5 %
W/st = Stage absorption. Max 92,00
Maximum sand content 300 g/m³
S = Minimum head (m) Max 1

H = hauter manométrique. From 18 to 442 m
Q = Débit. From 40 to 100 l/min
η% = Rendement de la pompe. Max 64,5 %
W/st = Absorption par étage. Max 92,00
Contenu maximal de sable. 300 g/m³
S = Niveau minimal (m). Max 1

H =Altura manométrica. Da 18 a 442 m
Q = Caudal. De 40 a 100 l/min
η% = Rendimiento de la bomba. Max 64,5 %
W/st = Potencia absorbida por etapa. Max 92,00
Condenito màximo de arena. 300 g/m³
S = Nivel minimo (m) Max 1

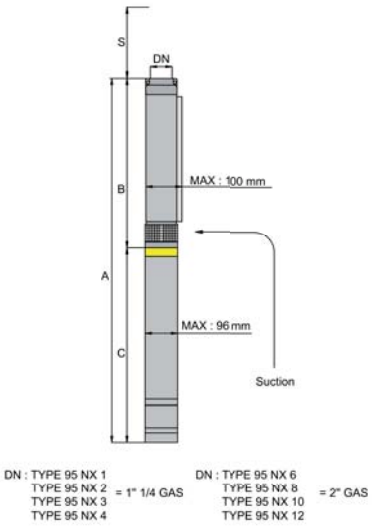

Tipo - Type	Motore - Motor - Moteur Caratteristiche a 2900 rpm: Power kW	HP	Mono Fase Single phase V230 A	µF	V 400 A		Q=Portata - Capacity - Debit l/min	0	40	50	60	70	80	90	100
							l/sec	0,00	0,67	0,83	1,00	1,17	1,33	1,50	1,67
							m³/h	0,0	2,4	3,0	3,6	4,2	4,8	5,4	6,0
95 NX4 N/06	0,55	0,75	5	20	1,3			42	39	37	34	31	27	23	18
95 NX4 N/08	0,75	1	6,5	30	1,7			56	52	49	45	41	36	31	24
95 NX4 N/13	1,10	1,5	9,6	40	2,2			91	85	80	74	67	59	50	39
95 NX4 N/16	1,50	2	11,8	50	3,1			112	104	99	91	83	72	61	48
95 NX4 N/23	2,20	3	15,2	76	4		H[m]	161	150	142	130	119	104	88	69
95 NX4 N/31	3,00	4	-	-	5,8			217	202	191	175	160	140	119	93
95 NX4 N/42	4,00	5,5	-	-	9,8			294	273	259	238	217	189	161	126
95 NX4 N/52	5,50	7,5	-	-	13,5			364	338	320	294	268	234	199	156
95 NX4 N/68	7,50	10	-	-	17,5			476	442	419	385	351	306	260	204

Dimensioni di ingombro e pesi Overall dimensions and weights								
Tipo - Type	A mm Mono	A mm Tri	B mm	C mm Mono	C mm Tri	M kg Mono	M kg Tri	P kg
95 NX4 N/06	630	610	293	337	317	8	8	3,3
95 NX4 N/08	699	674	337	362	337	10	10	3,8
95 NX4 N/13	839	809	447	392	362	12	12	5
95 NX4 N/16	957	927	535	422	392	13	13	5,8
95 NX4 N/23	1156	1141	689	467	452	15	15	10
95 NX4 N/31	0	1422	865	0	557	0	19	12,3
95 NX4 N/42	0	1726	1129	0	597	0	22	15,5
95 NX4 N/52	0	2047	1349	0	698	0	27	18,5
95 NX4 N/68	0	2541	1723	0	818	0	32	23,2

95 NX6 N 4"

CE Tolleranze secondo - Tollerance according to - Tolérances selon
Tolerancias según norma EN UNI-ISO 9906 - 4" (100 mm)

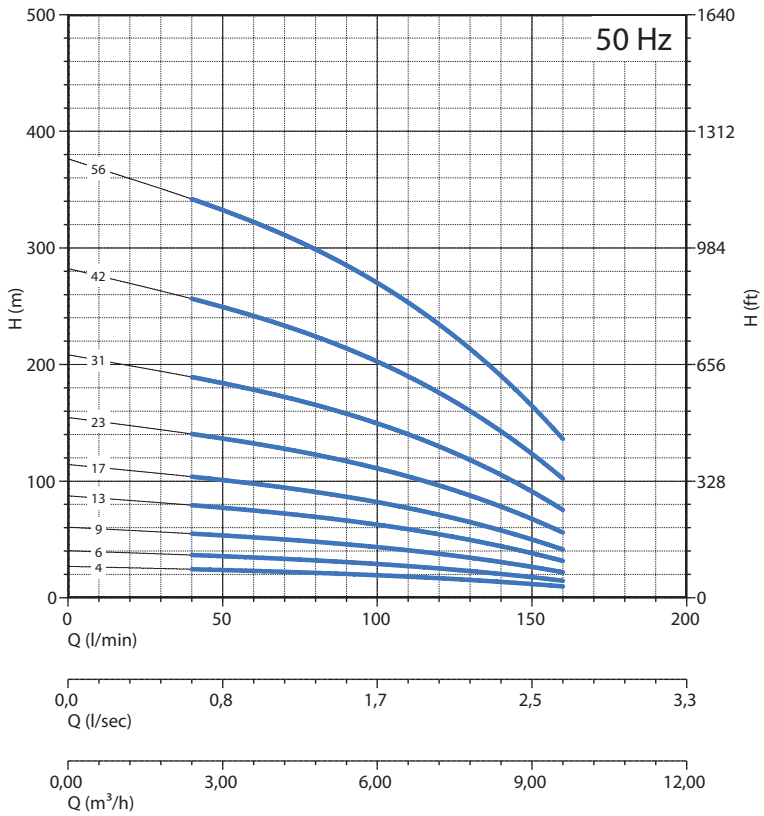

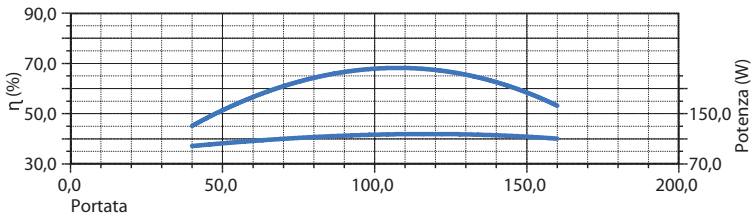

H = Prevalenza totale. Da 10 a 336 m
Q = Portata. Da 40 a 160 l/min
η% = Rendimento della pompa. Max 68,0 %
W/st = Assorbim. per stadio. Max 118,00
Massimo contenuto di sabbia. 300 g/m³
S = Battente minimo (m) Max 1

H = Total head. From 10 to 336 m
Q = Capacity. From 40 to 160 l/min
η% = Pump efficency. Max 68,0 %
W/st = Stage absorption. Max 118,00
Maximum sand content 300 g/m³
S = Minimum head (m) Max 1

H = hauter manométrique. From 10 to 336 m
Q = Débit. From 40 to 160 l/min
η% = Rendement de la pompe. Max 68,0 %
W/st = Absorption par étage. Max 118,00
Contenu maximal de sable. 300 g/m³
S = Niveau minimal (m). Max 1

H =Altura manométrica. Da 10 a 336 m
Q = Caudal. De 40 a 160 l/min
η% = Rendimiento de la bomba. Max 68,0 %
W/st = Potencia absorbida por etapa. Max 118,00
Condenito màximo de arena. 300 g/m³
S = Nivel minimo (m) Max 1

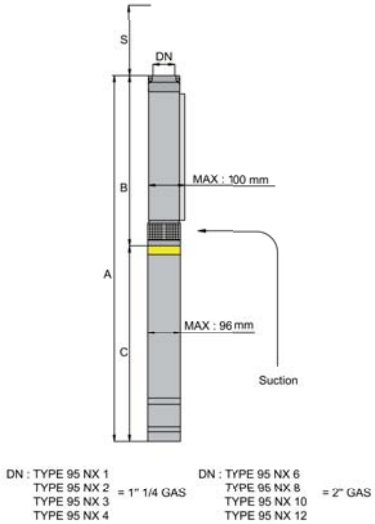

Motore - Motor - Moteur Caratteristiche a 2900 rpm							Q=Portata - Capacity - Debit							
Tipo - Type	Power		Mono Fase Single phase V230		V 400	l/min	0	40	60	80	100	120	140	160
						l/sec	0,00	0,67	1,00	1,33	1,67	2,00	2,33	2,67
	kW	HP	A	µF	A	m³/h	0,0	2,4	3,6	4,8	6,0	7,2	8,4	9,6
95 NX6 N/04	0,55	0,75	5	20	1,7		27	24	23	22	19	17	13	10
95 NX6 N/06	0,75	1	6,5	30	2,2		41	36	35	33	29	26	20	15
95 NX6 N/09	1,10	1,5	9,6	40	3,2		61	54	52	50	43	38	29	23
95 NX6 N/13	1,50	2	11,8	50	4		88	78	75	72	62	55	42	33
95 NX6 N/17	2,20	3	15,2	76	5,9	H[m]	115	102	98	94	81	72	55	43
95 NX6 N/23	3,00	4	-	-	7,8		155	138	132	127	109	98	75	58
95 NX6 N/31	4,00	5,5	-	-	9,8		209	186	178	171	147	132	101	78
95 NX6 N/42	5,50	7,5	-	-	13,5		284	252	242	231	200	179	137	105
95 NX6 N/56	7,50	10	-	-	17,5		378	336	322	308	266	238	182	140

Dimensioni di ingombro e pesi Overall dimensions and weights								
Tipo - Type	A mm Mono	A mm Tri	B mm	C mm Mono	C mm Tri	M kg Mono	M kg Tri	P kg
95 NX6 N/04	618	598	281	337	317	8	8	3
95 NX6 N/06	703	678	341	362	337	10	10	3,5
95 NX6 N/09	823	793	431	392	362	12	12	4,5
95 NX6 N/13	995	965	573	422	392	13	13	6
95 NX6 N/17	1160	1145	693	467	452	15	15	7,5
95 NX6 N/23	0	1430	873	0	557	0	19	8,5
95 NX6 N/31	0	1732	1135	0	597	0	22	11
95 NX6 N/42	0	2185	1487	0	698	0	27	15,5
95 NX6 N/56	0	2747	1929	0	818	0	32	20

95 NX8 N 4"

CE Tolleranze secondo - Tollerance according to - Tolérances selon
Tolerancias según norma EN UNI-ISO 9906 - 4" (100 mm)

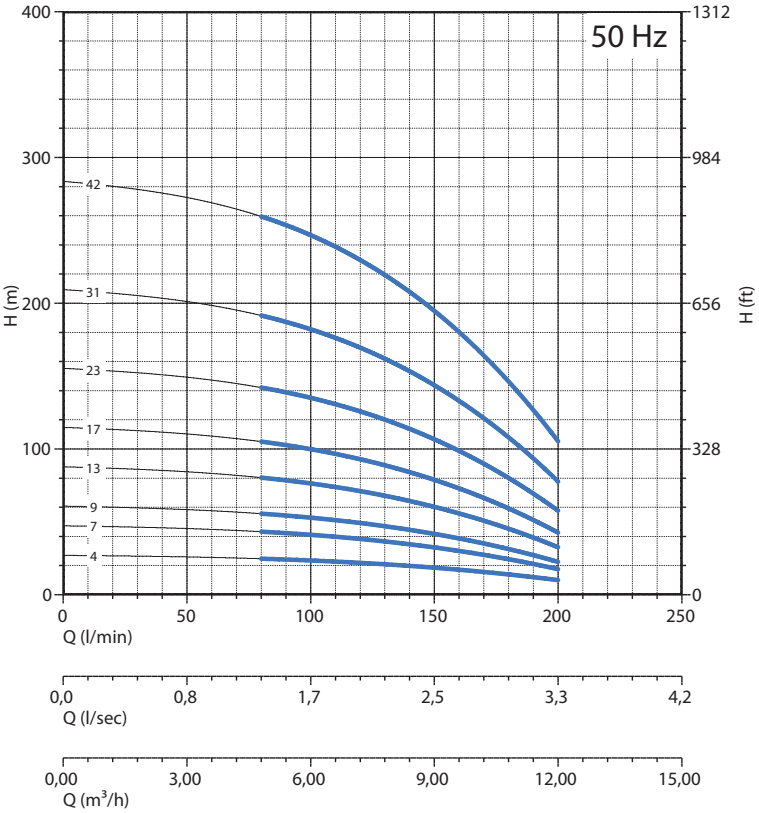

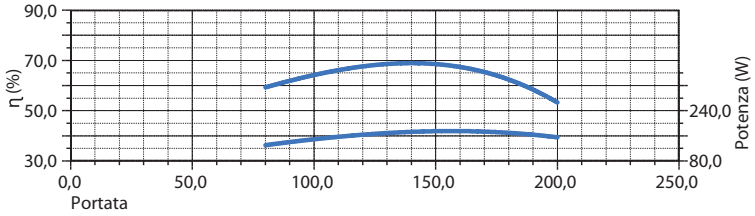

H = Prevalenza totale. Da 10 a 263 m
Q = Portata. Da 80 a 200 l/min
η% = Rendimento della pompa. Max 69,0 %
W/st = Assorbim. per stadio. Max 174,00
Massimo contenuto di sabbia. 300 g/m³
S = Battente minimo (m) Max 1

H = Total head. From 10 to 263 m
Q = Capacity. From 80 to 200 l/min
η% = Pump efficency. Max 69,0 %
W/st = Stage absorption. Max 174,00
Maximum sand content 300 g/m³
S = Minimum head (m) Max 1

H = hauter manométrique. From 10 to 263 m
Q = Débit. From 80 to 200 l/min
η% = Rendement de la pompe. Max 69,0 %
W/st = Absorption par étage. Max 174,00
Contenu maximal de sable. 300 g/m³
S = Niveau minimal (m). Max 1

H =Altura manométrica. Da 10 a 263 m
Q = Caudal. De 80 a 200 l/min
η% = Rendimiento de la bomba. Max 69,0 %
W/st = Potencia absorbida por etapa. Max 174,00
Condenito màximo de arena. 300 g/m³
S = Nivel minimo (m) Max 1

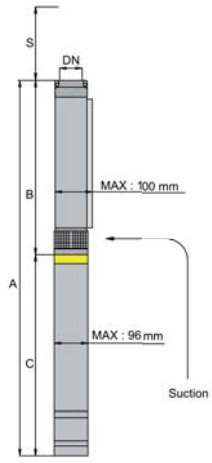

DN : TYPE 95 NX 1
TYPE 95 NX 2
TYPE 95 NX 3
TYPE 95 NX 4
= 1" 1/4 GAS

DN : TYPE 95 NX 6
TYPE 95 NX 8
TYPE 95 NX 10
TYPE 95 NX 12
= 2" GAS

Tipo - Type	Motore - Motor - Moteur Caratteristiche a 2900 rpm						Q=Portata - Capacity - Debit							
	Power		Mono Fase Single phase V230		V 400	l/min	0	80	100	120	140	160	180	200
						l/sec	0,00	1,33	1,67	2,00	2,33	2,67	3,00	3,33
	kW	HP	A	µF	A	m³/h	0,0	4,8	6,0	7,2	8,4	9,6	10,8	12,0
95 NX8 N/04	0,75	1	6,5	30	2,2		27	25	23	22	20	17	14	10
95 NX8 N/07	1,10	1,5	9,6	40	3,1		47	44	40	39	35	30	25	18
95 NX8 N/09	1,50	2	11,8	50	4		61	56	52	50	45	38	32	23
95 NX8 N/13	2,20	3	15,2	76	5,8	H[m]	88	81	75	72	65	55	46	33
95 NX8 N/17	3,00	4	-	-	7,5		115	106	98	94	85	72	60	43
95 NX8 N/23	4,00	5,5	-	-	9.8		155	144	132	127	115	98	81	58
95 NX8 N/31	5,50	7,5	-	-	13.5		209	194	178	171	155	132	109	78
95 NX8 N/42	7,50	10	-	-	17.5		284	263	242	231	210	179	147	105

Dimensioni di ingombro e pesi
Overall dimensions and weights

Tipo - Type	A mm Mono	A mm Tri	B mm	C mm Mono	C mm Tri	M kg Mono	M kg Tri	P kg
95 NX8 N/04	643	618	281	362	337	10	10	3
95 NX8 N/07	763	733	371	392	362	12	12	4
95 NX8 N/09	853	823	431	422	392	13	13	4,5
95 NX8 N/13	1040	1025	573	467	452	15	15	6
95 NX8 N/17	0	1250	693	0	557	0	19	7,5
95 NX8 N/23	0	1470	873	0	597	0	22	8,5
95 NX8 N/31	0	1833	1135	0	698	0	27	11
95 NX8 N/42	0	2305	1487	0	818	0	32	15

95 NX10 N 4"

CE Tolleranze secondo - Tollerance according to - Tolérances selon
Tolerancias según norma EN UNI-ISO 9906 - 4" (100 mm)

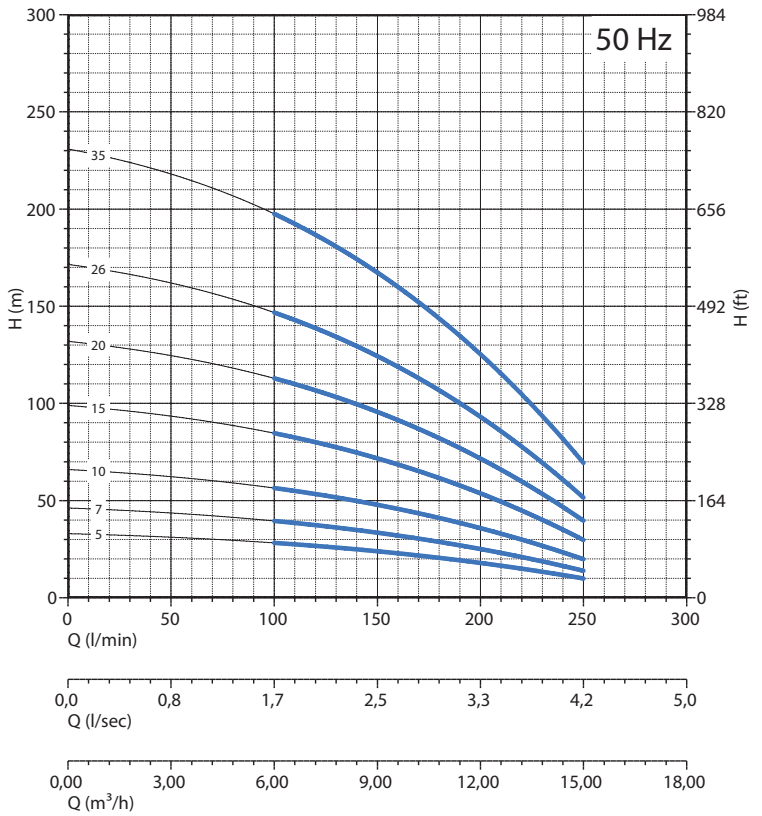

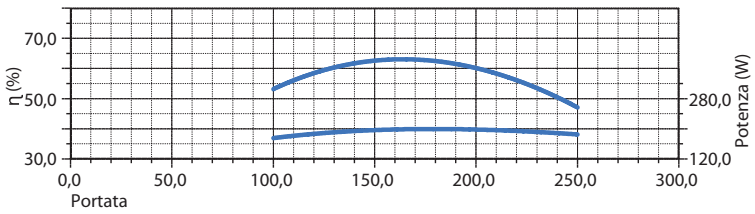

H = Prevalenza totale. Da 10 a 196 m
Q = Portata. Da 100 a 250 l/min
η% = Rendimento della pompa. Max 63,0 %
W/st = Assorbim. per stadio. Max 200,00
Massimo contenuto di sabbia. 300 g/m³
S = Battente minimo (m) Max 1

H = Total head. From 10 to 196 m
Q = Capacity. From 100 to 250 l/min
η% = Pump efficency. Max 63,0 %
W/st = Stage absorption. Max 200,00
Maximum sand content 300 g/m³
S = Minimum head (m) Max 1

H = hauter manométrique. From 10 to 196 m
Q = Débit. From 100 to 250 l/min
η% = Rendement de la pompe. Max 63,0 %
W/st = Absorption par étage. Max 200,00
Contenu maximal de sable. 300 g/m³
S = Niveau minimal (m). Max 1

H =Altura manométrica. Da 10 a 196 m
Q = Caudal. De 100 a 250 l/min
η% = Rendimiento de la bomba. Max 63,0 %
W/st = Potencia absorbida por etapa. Max 200,00
Condenito màximo de arena. 300 g/m³
S = Nivel minimo (m) Max 1

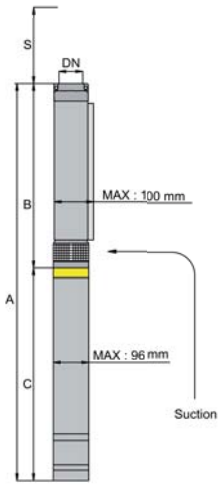

DN : TYPE 95 NX 1
TYPE 95 NX 2
TYPE 95 NX 3
TYPE 95 NX 4
= 1" 1/4 GAS

DN : TYPE 95 NX 6
TYPE 95 NX 8
TYPE 95 NX 10
TYPE 95 NX 12
= 2" GAS

Tipo - Type	Motore - Motor - Moteur Caratteristiche a 2900 rpm: Power kW	HP	Mono Fase Single phase V230 A	µF	V 400 A		Q=Portata - Capacity - Debit l/min	0	100	125	150	175	200	225	250
							l/sec	0,00	1,67	2,08	2,50	2,92	3,33	3,75	4,17
							m³/h	0,0	6,0	7,5	9,0	10,5	12,0	13,5	15,0
95 NX10 N/05	1,10	1,5	9,6	40	3,1			33	28	27	24	21	18	14	10
95 NX10 N/07	1,50	2	11,8	50	4			46	39	37	34	29	25	20	14
95 NX10 N/10	2,20	3	15,2	76	5,8			66	56	53	48	42	36	28	20
95 NX10 N/15	3,00	4	-	-	7,5		H[m]	99	84	80	72	63	54	42	30
95 NX10 N/20	4,00	5,5	-	-	9,8			132	112	106	96	84	72	56	40
95 NX10 N/26	5,50	7,5	-	-	13,5			172	146	138	125	109	94	73	52
95 NX10 N/35	7,50	10	-	-	17,5			231	196	186	168	147	126	98	70

Dimensioni di ingombro e pesi Overall dimensions and weights								
Tipo - Type	A mm Mono	A mm Tri	B mm	C mm Mono	C mm Tri	M kg Mono	M kg Tri	P kg
95 NX10 N/05	758	728	366	392	362	12	12	4,5
95 NX10 N/07	870	840	448	422	392	13	13	5,4
95 NX10 N/10	1060	1045	593	467	452	15	15	6,5
95 NX10 N/15	0	1355	798	0	557	0	19	7,6
95 NX10 N/20	0	1622	1025	0	597	0	22	11,5
95 NX10 N/26	0	1969	1271	0	698	0	27	13,7
95 NX10 N/35	0	2480	1662	0	818	0	32	17,8

95 NX12 N 4"

CE Tolleranze secondo - Tollerance according to - Tolérances selon
Tolerancias según norma EN UNI-ISO 9906 - 4" (100 mm)

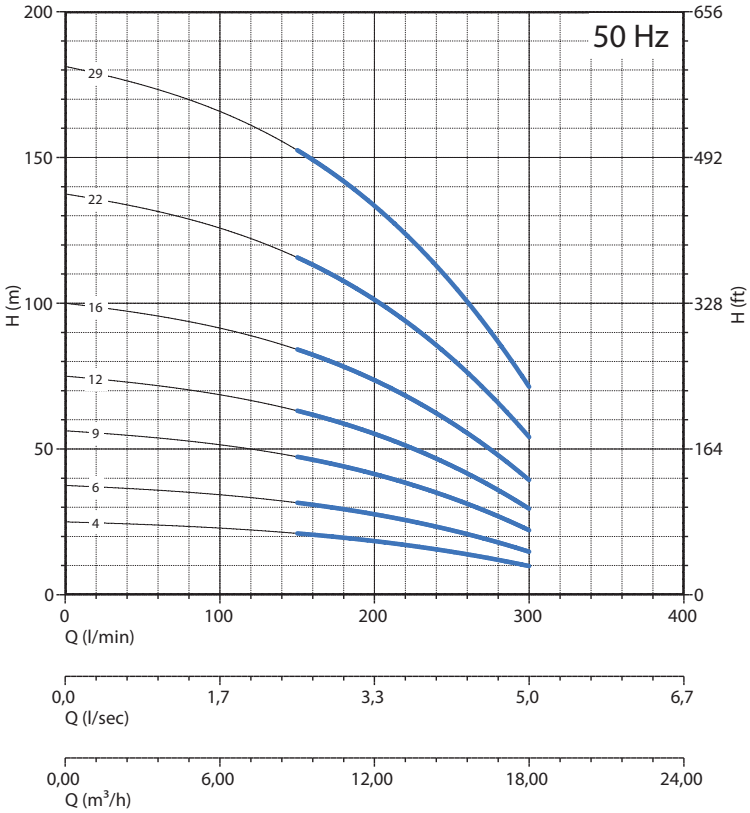

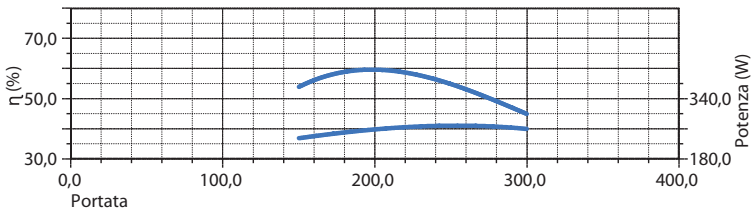

H = Prevalenza totale. Da 10 a 152 m
Q = Portata. Da 150 a 300 l/min
η% = Rendimento della pompa. Max 60,0 %
W/st = Assorbim. per stadio. Max 270,00
Massimo contenuto di sabbia. 300 g/m³
S = Battente minimo (m) Max 1

H = Total head. From 10 to 152 m
Q = Capacity. From 150 to 300 l/min
η% = Pump efficency. Max 60,0 %
W/st = Stage absorption. Max 270,00
Maximum sand content 300 g/m³
S = Minimum head (m) Max 1

H = hauter manométrique. From 10 to 152 m
Q = Débit. From 150 to 300 l/min
η% = Rendement de la pompe. Max 60,0 %
W/st = Absorption par étage. Max 270,00
Contenu maximal de sable. 300 g/m³
S = Niveau minimal (m). Max 1

H =Altura manométrica. Da 10 a 152 m
Q = Caudal. De 150 a 300 l/min
η% = Rendimiento de la bomba. Max 60,0 %
W/st = Potencia absorbida por etapa. Max 270,00
Condenito màximo de arena. 300 g/m³
S = Nivel minimo (m) Max 1

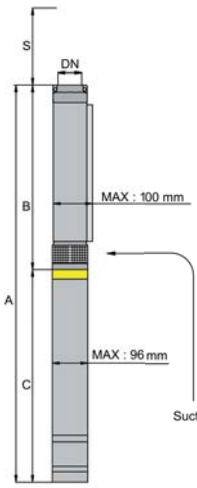

DN : TYPE 95 NX 1
TYPE 95 NX 2
TYPE 95 NX 3
TYPE 95 NX 4
= 1" 1/4 GAS

DN : TYPE 95 NX 6
TYPE 95 NX 8
TYPE 95 NX 10
TYPE 95 NX 12
= 2" GAS

Motore - Motor - Moteur Caratteristiche a 2900 rpm							Q=Portata - Capacity - Debit							
Tipo - Type	Power		Mono Fase Single phase V230		V 400	l/min	0	150	175	200	225	250	275	300
						l/sec	0,00	2,50	2,92	3,33	3,75	4,17	4,58	5,00
	kW	HP	A	µF	A	m³/h	0,0	9,0	10,5	12,0	13,5	15,0	16,5	18,0
95 NX12 N/04	1,10	1,5	9,6	40	3,1		25	21	20	18	17	15	12	10
95 NX12 N/06	1,50	2	11,8	50	4		38	32	30	27	26	23	18	15
95 NX12 N/09	2,20	3	15,2	76	5,8		56	47	45	41	38	34	27	23
95 NX12 N/12	3,00	4	-	-	7,5	H[m]	75	63	60	54	51	45	36	30
95 NX12 N/16	4,00	5,5	-	-	9,8		100	84	80	72	68	60	48	40
95 NX12 N/22	5,50	7,5	-	-	13,5		138	116	110	99	94	83	66	55
95 NX12 N/29	7,50	10	-	-	17,5		181	152	145	131	123	109	87	73

Dimensioni di ingombro e pesi Overall dimensions and weights								
Tipo - Type	A mm Mono	A mm Tri	B mm	C mm Mono	C mm Tri	M kg Mono	M kg Tri	P kg
95 NX12 N/04	717	687	325	392	362	12	12	4
95 NX12 N/06	829	799	407	422	392	13	13	5,5
95 NX12 N/09	1019	1004	552	467	452	15	15	6,3
95 NX12 N/12	0	1232	675	0	557	0	19	7,5
95 NX12 N/16	0	1436	839	0	597	0	22	10
95 NX12 N/22	0	1805	1107	0	698	0	27	13
95 NX12 N/29	0	2234	1416	0	818	0	32	15,8

95 REC 18

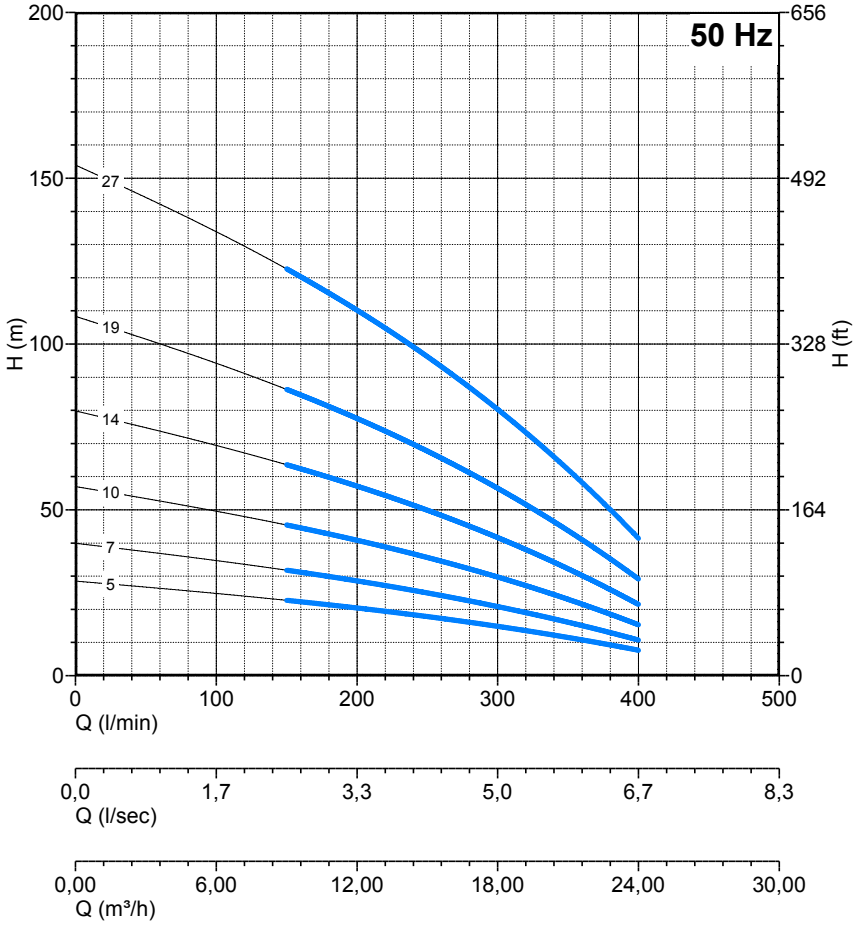

H = Prevalenza totale. **Da 8 a 123 m**
Q = Portata. **Da 150 a 400 l/min**
n% = Rendimento della pompa. **Max 76,5 %**
W/st = Assorbim. per stadio. **Max 200,00**
Massimo contenuto di sabbia. **50 g/m³**
S = Battente minimo (m) **Max 1**

H = Total head. **From 8 to 123 m**
Q = Capacity. **From 150 to 400 l/min**
n% = Pump efficency. **Max 76,5 %**
W/st = Stage absorption. **Max 200,00**
Maximum sand content **50 g/m³**
S = Minimum head (m) **Max 1**

H = hauter manométrique. **From 8 to 123 m**
Q = Débit. **From 150 to 400 l/min**
n% = Rendement de la pompe. **Max 76,5 %**
W/st = Absorption par étage. **Max 200,00**
Contenu maximal de sable. **50 g/m³**
S = Niveau minimal (m). **Max 1**

H =Altura manométrica. **Da 8 a 123 m**
Q = Caudal. **De 150 a 400 l/min**
n% = Rendimiento de la bomba. **Max 76,5 %**
W/st = Potencia absorbida por etapa. **Max 200,00**
Condenito màximo de arena. **50 g/m³**
S = Nivel minimo (m) **Max 1**

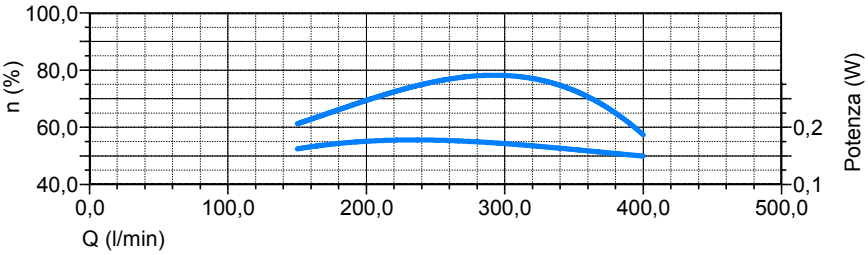

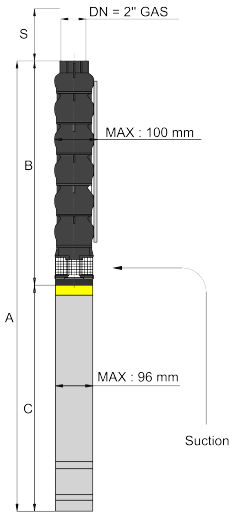

Tipo - Type	Motore - Motor - Moteur Caratteristiche a 2900 rpm: Power kW	HP	Mono Fase Single phase V230 A	F	V 400 A		Q=Portata - Capacity - Debit l/min	0	150	200	250	300	350	400
							l/sec	0,00	2,50	3,33	4,17	5,00	5,83	6,67
							m³/h	0,0	9,0	12,0	15,0	18,0	21,0	24,0
95 REC 18 /05	1,10	1,5	9,6	40	3,2			29	23	21	18	15	12	8
95 REC 18 /07	1,50	2	11,8	50	4			40	32	29	25	20	17	11
95 REC 18 /10	2,20	3	15,2	76	5,8		H[m]	57	46	41	36	29	24	15
95 REC 18 /14	3,00	4	-	-	7,5			80	64	57	50	41	34	21
95 REC 18 /19	4,00	5,5	-	-	9,8			108	86	78	67	55	46	29
95 REC 18 /27	5,50	7,5	-	-	13,5			154	123	111	96	78	65	41

Dimensioni di ingombro e pesi
Overall dimensions and weights

Tipo - Type	A mm Mono	A mm Tri	B mm	C mm Mono	C mm Tri	M kg Mono	M kg Tri	P kg
95 REC 18 /05	930	900	538	392	362	12	12	7
95 REC 18 /07	1106	1076	684	422	392	13	13	10
95 REC 18 /10	1370	1355	903	467	452	15	15	13
95 REC 18 /14	0	1752	1195	0	557	0	19	17
95 REC 18 /19	0	2157	1560	0	597	0	22	23
95 REC 18 /27	0	2842	2144	0	698	0	27	31

Via Rana n°63/65 - Z.I. D5 - 15122 Spinetta M.go - Alessandria - ITALY - tel. +39 0131 61 9506 - fax +39 0131 619017 - Email: info@panellipumps.it - www.panellipumps.it

95 PR N 4”

CE Tolleranze secondo - **Tollerance according to** - *Tolérances selon*
Tolerancias según norma EN UNI-ISO 9906 - **4” (100 mm)**

PANELLI®

Panelli s.r.l. Via Rana, 63/65
Zona Ind. D5 15122 Spinetta M.go (Alessandria) - ITALY
Phone +39 0131 619506 r.a. - fax +39 0131 619017
info@panellipumps.it - www.panellipumps.it

SUBWATER IS NOTHING WITHOUT TECHNOLOGY

140 PR N



PATENTED

TÜV SÜD ISO 9001

PANELLI®

ELETTROPOMPE SOMMERSE - ELECTRIC SUBMERSIBLE PUMPS - ELECTROPOMPES IMMERGEES - ELECTROBOMBAS SUMERGIDAS

140 PR N, FLOATING IMPELLER. 6”

140 PR N 6”

CE Tolleranze secondo - **Tollerance according to** - *Tolérances selon*
Tolerancias según norma EN UNI-ISO 9906 - **6” (150 mm)**

ELETTROPOMPE SOMMERSE INTUBATE 6” (SERIE 140 PR N)

>Le pompe sommerse della serie 140 PR N, nella gamma delle pompe sommerse 6’’, sono le uniche al mondo a montare una girante di tipo flottante a rasamento frontale. Tale concetto innovativo e brevattato permette di fare fronte a utilizzi gravosi e continui senza per questo rinunciare a prestazioni e rendimenti al vertice del settore, con una notevole competitività del prodotto su tutta la gamma anche a livello economico.

VANTAGGI >Elevata resistenza all usura per sabbia >Rendimenti effettivi al vertice del settore > Grande facilità di montaggio e smontaggio

MATERIALI >I materiali di costruzione standard sono: >Girante in tecnopolimero (Lexan) >Diffusore in tecnopolimero (Lexan) >Elemento intermedio in Acciao Inox AISI 304 >Camicia esterna in Acciaio Inox AISI 304 >Mandata e gabbia di aspirazione in ghisa meccanica G25 >Valvola di ritegno (sfera in gomma) incorporata. **Inoltre,in aggiunta ai materiali della costruzione di serie, le pompe possono essere fornite con mandata e gabbia di aspirazione in ghisa meccanica G25 ma con valvola in Acciaio Inox AISI304 incorporata.**

CAMPI DI PRESTAZIONE >Portate fino a 66 m³/h >Prevalenze fino a 630 m >Potenze fino a 50 HP (37 Kw) >Massima quantità di sabbia tollerata nell’acqua :400g/m³

ELECTRIC SUBMERSIBLE PUMPS CASED VERSION 6” (SERIES 140 PR N)

>The submersible pumps serie 140 PR N,in the range of 6’’ submersible pumps,are unique in the world to have a floating impeller with front shim adjustement.This innovative and patented concept provides to face continuous applications without renouncing to performances and efficiencies at the summit of this field, with a great competitiveness of the product in all range also to a economic level.

ADVANTAGES >High resistance to erosion fot the sand >Real efficiencies at the summit of the field >A big ease for the assembling and disassembly

MATERIALS >The materials of standard execution are: >Impeller in technopolymer (Lexan) >Diffuser in technopolymer (Lexan) >Intermediate casing in Stainless Steel AISI 304 >External sleeve in Stainless Steel AISI 304 >Delivery bowl and suction cage in mechanical cast iron G25 >Non return valve (rubber globe) included.

Basides standard construction the pumps can be manufacture with the Delivery Bowl and suction cage in precision Stainless Stell AISI 304.

OPERATING DATA >Capacity up to 66 m³/h >Manometric head up to 630 m >Power up to 50 HP (37 Kw) >Maximum quantity of sand suspended in the water:400g/m³

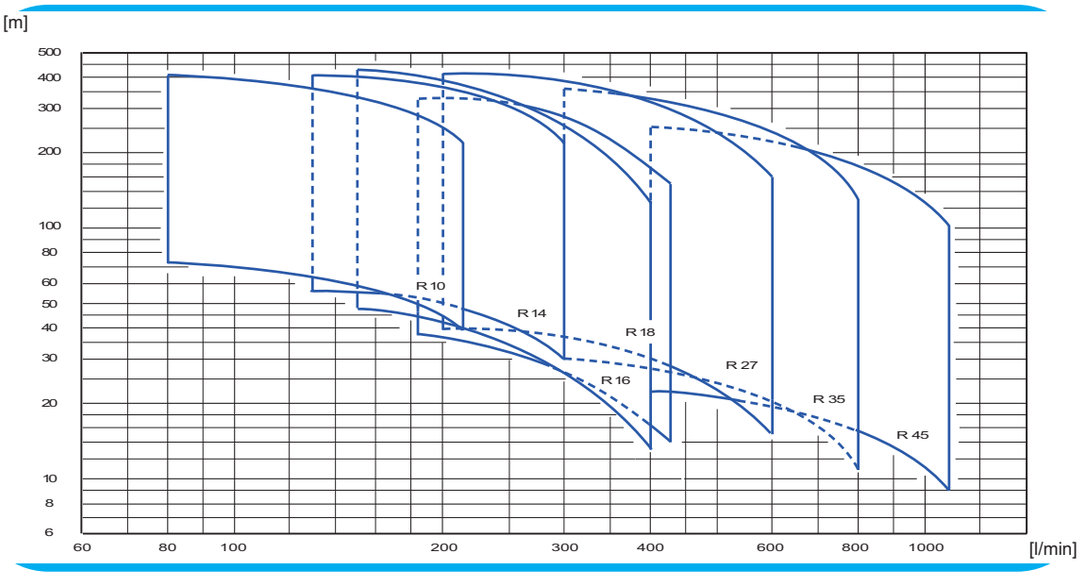

140 PR N 6”

ELECTROPOMPES IMMERGEES TUBEE 6” (SERIES 140 PR N)

>Les pompes immergées de la sèrie 140 PR N dans la gamme des pompes immergèes 6’’ sont unique au monde à monter une roue de type flottante. Ce concept innovateur et brevetè permet de faire face a des utilisations lourdes et continues, sans toutefois, renoncer à des performances et rendement qui sont su sommet du secteur , avec une compètitivitè significatif du produit sur toute la gamme, ègalement au niveau èconomique. **AVANTAGES** >Les plus importants avantages hydrauliques et de fonctionnement sont: >Resistance au sable (usure quasiment éliminèe) >Rendement effectifs qui sont au sommet du secteur. >Facilité de montage et démontage **MATÉRIAUX** >Les matériaux d’execution standard sont les suivants: >Roue en techno polymère (Lexan) >Diffuseur en techno polymère (Lexan) >Elément intermédiaire en Acier Inox AISI 304 >Chemise de blocage en Acier Inox AISI 304 >Pièce de refoulement et cage d’aspiration en fonte >mécanique G 25 >Clapet de retenue (sphère en caoutchouc) incorporé directement dans la pompe. **Outre aux matériaux de construction de série, les pompes peuvent être fournies avec des pièces de refoulement et cages d’aspiration en fonte mécanique G 25,avec le clapet de retenue en Acier INOX AISI 304 incorporée.**
CHAMPS DE PERFORMANCES: >Capacitè jusqu’à 66 m³/h >Hauteur manometrique jusqu’à 630 m >Puissances jusqu’à 50 HP (37 Kw) > Quantitè maximale de sable tolèrèe dans l’eau:400 g/m³

ELECTROBOMBAS SUMERGIDAS ENTUBADAS 6” (SERIES 140 PR N)

>Las bombas sumergidas de la serie 140 PR N ,dentro de la gama de las bombas suemrgidas 6’’, son las únicas en el mundo con el rodete flotante. Este concepto innovador y patentado proporciona de hacer unos continuos sin por ello renunciar a prestaciones y rendimientos dentro de su sector, con una notable competividad del producto en toda su gama a un nivel económico. **VANTAJES** >Elevada resistencia al desgaste por la arena >Rendimientos efectivos en el sector >Gran facilidad de montaje y desmontaje. **MATERIALES** >Los materiales en ejecución standar son los siguientes: >Rodete en technopolymero (Lexan) >Difusor en technopolymero (Lexan)>Elemento intermedio en Acero Inox AISI 304 >Camisa externa en Acero Inox AISI 304 >Cuerpo de aspiración y cuerpo de impulsión en fundición hierro G25 >Válvula de retención (bola de goma) incorporada directamente dentro de la bomba. **Otra ejecución de fabricación en sèrie, las bombas pueden fabricarse con el cuerpo de aspiración y de impulsón en fundición de hierro o fundición Inoxidable, con la le válvula de retención en Acero Inox AISI 304 incorporada.**
CAMPOS DE TRABAJO >Capacidad hasta 66 m³/h >Altura manométrica hasta 630 m >Potencia hasta 50 HP (37 Kw) >Cantidad máx. de arena contenida en el agua :400 g/m³

140 PR N 6”

CE Tolleranze secondo - **Tollerance according to** - *Tolérances selon*
Tolerancias según norma EN UNI-ISO 9906 - **6” (150 mm)**

STANDARD CONSTRUCTION

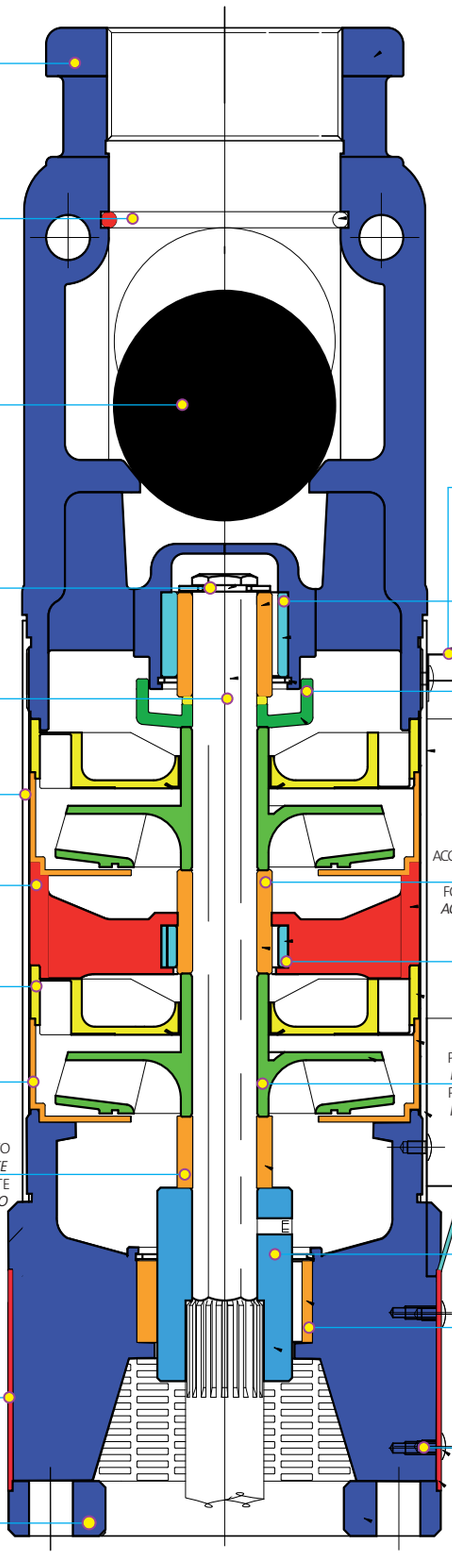

DESCRIPTION	MATERIAL		MATERIAL	DESCRIPTION
MANDATA *DELIVERY BOWL* REFOULEMENT *CUERPO IMPULSIÓN*	GHISA *CAST IRON* FONTE *HIERRO*	23		
ANELLO TENUTA MANDATA *KEEPING RING OF DELIVERY BOWL* ANNEAU DE SUBSISTANCE *ANILLO DESCARGA*	AISI 304	22		
SFERA *GLOBE* SPHERE *BOLA*	GOMMA *RUBBER* CAOUTCHOUC *CAUCHO*	21		
		20	AISI 304	STAFFETTA SUPERIORE - *UPPER FLANGE* BRIDE SUPERIEURE - *BRIDA SUPERIOR*
SEEGER	AISI 304	19		
		18	GOMMA *RUBBER* CAOUTCHOUC *CAUCHO*	BRONZINA SUPPORTO SUPERIORE *UPPER BEARING BUSH* COUSSINET SUPPORT SUPÉRIEURE *COJINETE SOPORTE SUPERIOR*
ALBERO POMPA *PUMP SHAFT* ARBRE POMPE *EJE BOMBA*	AISI431	16		
		17	NORYL GFN2	PARA SABBIA *SAND GUARD* PARA SABLE *PROTECTOR ARENA*
CAMICIA *SLEEVE* CHEMISE *CAMISA*	AISI 304	14		
		15	AISI 304	COPRI CAVO *CABLE COVER* PROTECTION CABLE *PROTECTOR CABLE*
SUPPORTO INTERMEDIO *INTERMEDIATE SUPPORT* SUPPORT INTERMÉDIARE *SOPORTE INTERMEDIO*	NORYL GFN2	12		
		13	ACCIAIO SINTERIZZATO *SINTERED STEEL* FONTE AGGIOMÉRÉ *ACERO SINTERIZADO*	DISTANZIATORE INTERMEDIO *INTERMEDIATE SPACER* ENTRETOISE INTERMÉDIARE *DISTANCIADOR INTERMEDIO*
DIFFUSORE *DIFFUSEUR* DIFFUSEUR *DIFUSOR*	NORYL GFN2	10		
		11	GOMMA *RUBBER* CAOUTCHOUC *CAUCHO*	BRONZINA SUPPORTO INTERMEDIO *INTERMEDIATE BEARING BUSH* COUSSINET SUPPORT INTERMÉDIARE *COJINETE SOPORTE INTERMEDIO*
ELEMENTO INTERMEDIO *INTERMEDIATE CASING* ELEMÉNT INTERMÉDIARE *ELEMENTO INTERMEDIO*	AISI 304	8		
		9	POLICARBONATO *POLYCARBONATE* POLYCARBONATE *POLICARBONATO*	GIRANTE *IMPELLER* ROUE *RODETE*
DISTANZIALE PRIMA GIRANTE *SPACER FIRST IMPELLER* ENTRETOISE PREMIÉRE ROUE *DISTANCIADOR PRIMER RODETE*	POLICARBONATO *POLYCARBONATE* POLYCARBONATE *POLICARBONATO*	5		
		6	AISI 304	STAFFETTA INFERIORE - *LOWER FLANGE* BRIDE INFERIEURE - *BRIDA INFERIOR*
		3	AISI 304	GIUNTO DI TRAINO *JOINT* JOINT *JUNTA*
		4	GOMMA *RUBBER* CAOUTCHOUC *CAUCHO*	BRONZINA INFERIORE *LOWER BEARING BUSH* COUSSINET INFERIEURE *COJINETE INFERIOR*
SUCCHERUOLA *SUCTION STRAINER* CRÉPINE *REJILLA*	AISI 304	2		
		7	AISI 304	VITE - *SCREW* VIS - *TORNILLO*
GABBIA DI ASPIRAZIONE *SUCTION CAGE* CAGE D'ASPIRATION *CUERPO ASPIRACIÓN*	GHISA *CAST IRON* FONTE *HIERRO*	1		

140 PR N 6”

CE Tolleranze secondo - **Tollerance according to** - *Tolérances selon*
Tolerancias según norma EN UNI-ISO 9906 - **6” (150 mm)**

STANDARD CONSTRUCTION

DESCRIPTION	MATERIAL		MATERIAL	DESCRIPTION
MANDATA *DELIVERY BOWL* REFOULEMENT *CUERPO IMPULSIÓN*	GHISA *CAST IRON* FONTE *HIERRO*	23		
ANELLO TENUTA MANDATA *KEEPING RING OF DELIVERY BOWL* ANNEAU DE SUBSISTANCE *ANILLO DECSARGA*	AISI 304	22		
SFERA *GLOBE* SPHERE *BOLA*	GOMMA *RUBBER* CAOUTCHOUC *CAUCHO*	21		
SEEGER	AISI 304	19	GOMMA *RUBBER* CAOUTCHOUC *CAUCHO*	18 BRONZINA SUPPORTO SUPERIORE *UPPER BEARING BUSH* COUSSINET SUPPORT SUPÉRIEURE *COJINETE SOPORTE SUPERIOR*
			ACCIAIO SINTERIZZATO *SINTERED STEEL* FONTE AGGIOMÉRÉ *ACERO SINTERIZADO*	13 DISTANZIATORE INTERMEDIO *INTERMEDIATE SPACER* ENTRETOISE INTERMÉDIARE *DISTANCIADOR INTERMEDIO*
			NORYL GFN2	17 PARA SABBIA - *SAND GUARD* PARA SABLE - *PROTECTOR ARENA*
CAMICIA *SLEEVE* CHEMISE *CAMISA*	AISI 304	14		
			POLICARBONATO *POLYCARBONATE* POLYCARBONATE *POLICARBONATO*	9 GIRANTE *IMPELLER* ROUE *RODETE*
SUPPORTO INTERMEDIO *INTERMEDIATE SUPPORT* SUPPORT INTERMÉDIARE *SOPORTE INTERMEDIO*	NORYL GFN2	12	ACCIAIO SINTERIZZATO *SINTERED STEEL* FONTE AGGIOMÉRÉ *ACERO SINTERIZADO*	13 DISTANZIATORE INTERMEDIO *INTERMEDIATE SPACER* ENTRETOISE INTERMÉDIARE *DISTANCIADOR INTERMEDIO*
DIFFUSORE *DIFFUSEUR* DIFFUSEUR *DIFUSOR*	NORYL GFN2	10	GOMMA *RUBBER* CAOUTCHOUC *CAUCHO*	11 BRONZINA SUPPORTO INTERMEDIO *INTERMEDIATE BEARING BUSH* COUSSINET SUPPORT INTERMÉDIARE *COJINETE SOPORTE INTERMEDIO*
ELEMENTO INTERMEDIO *INTERMEDIATE CASING* ELEMÉNT INTERMÉDIARE *ELEMENTO INTERMEDIO*	AISI 304	8		
DISTANZIALE PRIMA GIRANTE *SPACER FIRST IMPELLER* ENTRETOISE PREMIÉRE ROUE *DISTANCIADOR PRIMER RODETE*	POLICARBONATO *POLYCARBONATE* POLYCARBONATE *POLICARBONATO*	5	AISI 304	3 GIUNTO DI TRAINO *JOINT* JOINT *JUNTA*
ALBERO POMPA *PUMP SHAFT* ARBRE POMPE *EJE BOMBA*	AISI431	16	GOMMA *RUBBER* CAOUTCHOUC *CAUCHO*	4 BRONZINA INFERIORE *LOWER BEARING BUSH* COUSSINET INFERIEURE *COJINETE INFERIOR*
SUCCHERUOLA *SUCTION STRAINER* CRÉPINE *REJILLA*	AISI 304	2		
GABBIA DI ASPIRAZIONE *SUCTION CAGE* CAGE D'ASPIRATION *CUERPO ASPIRACIÓN*	GHISA *CAST IRON* FONTE *HIERRO*	1		

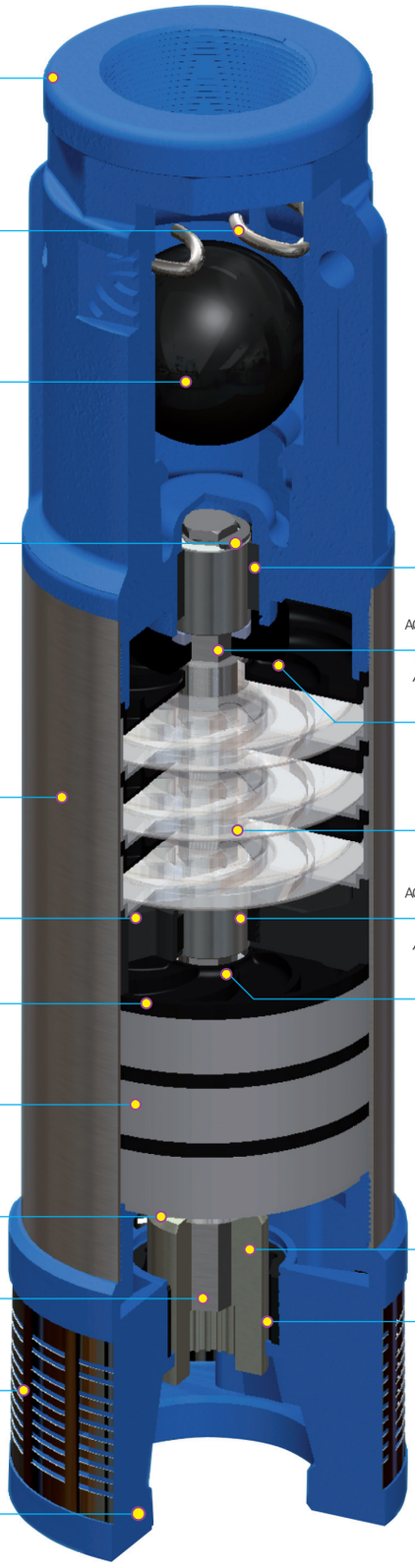

140 PR N 6”

CE Tolleranze secondo - **Tollerance according to** - *Tolérances selon*
Tolerancias según norma EN UNI-ISO 9906 - **6” (150 mm)**

STAINLESS STEEL CAP VALVE

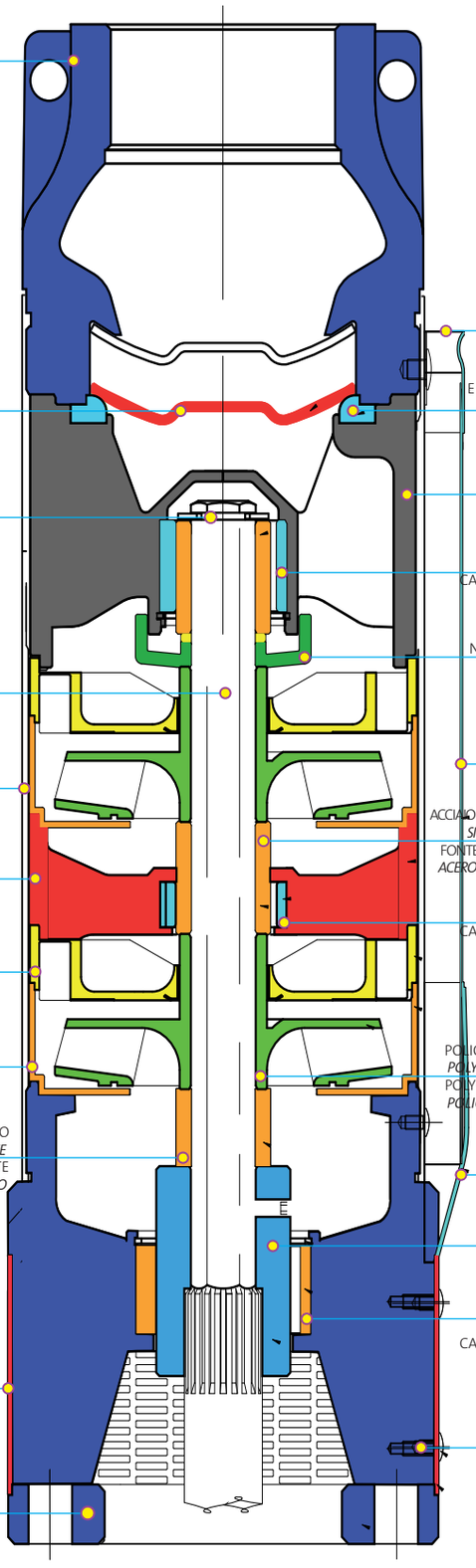

DESCRIPTION	MATERIAL		MATERIAL	DESCRIPTION
MANDATA *DELIVERY BOWL* REFOULEMENT *CUERPO IMPULSIÓN*	GHISA *CAST IRON* FONTE *HIERRO*	23		
		20	AISI 304	STAFFETTA SUPERIORE - *UPPER FLANGE* BRIDE SUPERIEURE - *BRIDA SUPERIOR*
FARFALLA *CAP VALVE* PLAT *VALVULA DE RETENCION*	AISI 304	21		
		22	ELASTOMERO EPDM	GUARNIZIONE FARFALLA *KEEPING RING OF DELIVERY BOWL* ANNEAU DE SUBSISTANCE *JUNTA VALVULA*
		24	NORYL GFN2	SUPPORTO SUPERIORE *UPPER BEARING* SUPPORT SUPÉRIEURE *SOPORTE SUPERIOR*
SEEGER	AISI 304	19		
		18	GOMMA *RUBBER* CAOUTCHOUC *CAUCHO*	BRONZINA SUPPORTO SUPERIORE *UPPER BEARING BUSH* COUSSINET SUPPORT SUPÉRIEURE *COJINETE SOPORTE SUPERIOR*
		17	NORYL GFN2	PARA SABBIA *SAND GUARD* PARA SABLE *PROTECTOR ARENA*
ALBERO POMPA *PUMP SHAFT* ARBRE POMPE *EJE BOMBA*	AISI431	16		
		15	AISI 304	COPRI CAVO *CABLE COVER* PROTECTION CABLE
CAMICIA *SLEEVE* CHEMISE *CAMISA*	AISI 304	14		
		13	ACCIAIO SINTERIZZATO *SINTERED STEEL* FONTE AGGLOMÉRÉ *ACERO SINTERIZADO*	DISTANZIATORE INTERMEDIO *INTERMEDIATE SPACER* ENTRETOISE INTERMÉDIARE *DISTANCIADOR INTERMEDIO*
SUPPORTO INTERMEDIO *INTERMEDIATE SUPPORT* SUPPORT INTERMÉDIARE *SOPORTE INTERMEDIO*	NORYL GFN2	12		
		11	GOMMA *RUBBER* CAOUTCHOUC *CAUCHO*	BRONZINA SUPPORTO INTERMEDIO *INTERMEDIATE BEARING BUSH* COUSSINET SUPPORT INTERMÉDIARE *COJINETE SOPORTE INTERMEDIO*
DIFFUSORE *DIFFUSEUR* DIFFUSEUR *DIFUSOR*	NORYL GFN2	10		
ELEMENTO INTERMEDIO *INTERMEDIATE CASING* ELEMÉNT INTERMÉDIARE *ELEMENTO INTERMEDIO*	AISI 304	8		
		9	POLICARBONATO *POLYCARBONATE* POLYCARBONATE *POLICARBONATO*	GIRANTE *IMPELLER* ROUE *RODETE*
DISTANZIALE PRIMA GIRANTE *SPACER FIRST IMPELLER* ENTRETOISE PREMIÉRE ROUE *DISTANCIADOR PRIMER RODETE*	POLICARBONATO *POLYCARBONATE* POLYCARBONATE *POLICARBONATO*	5		
		6	AISI 304	STAFFETTA INFERIORE - *LOWER FLANGE* BRIDE INFERIEURE - *BRIDA INFERIOR*
		3	AISI 304	GIUNTO DI TRAINO *JOINT* JOINT *JUNTA*
		4	GOMMA *RUBBER* CAOUTCHOUC *CAUCHO*	BRONZINA INFERIORE *LOWER BEARING BUSH* COUSSINET INFERIEURE *COJINETE INFERIOR*
SUCCHERUOLA *SUCTION STRAINER* CRÉPINE *REJILLA*	AISI 304	2		
		7	AISI 304	VITE - *SCREW* VIS - *TORNILLO*
GABBIA DI ASPIRAZIONE *SUCTION CAGE* CAGE D'ASPIRATION *CUERPO ASPIRACIÓN*	GHISA *CAST IRON* FONTE *HIERRO*	1		

140 PR N 6”

CE Tolleranze secondo - **Tollerance according to** - *Tolérances selon*
Tolerancias según norma EN UNI-ISO 9906 - **6” (150 mm)**

STAINLESS STEEL CAP VALVE

DESCRIPTION	MATERIAL		MATERIAL	DESCRIPTION
MANDATA *DELIVERY BOWL* REFOULEMENT *CUERPO IMPULSIÓN*	GHISA *CAST IRON* FONTE	23		
FARFALLA *CAP VALVE* PLAT *VALVULA DE RETENCION*	AISI 304	21		
			ELASTOMERO EPDM	22 GUARNIZIONE FARFALLA *KEEPING RING OF DELIVERY BOWL* ANNEAU DE SUBSISTANCE *JUNTA VALVULA*
SEEGER	AISI 304	19	NORYL GFN2	24 SUPPORTO SUPERIORE *UPPER BEARING* SUPPORT SUPÉRIEURE *SOPORTE SUPERIOR*
PARA SABBIA - *SAND GUARD* PARA SABLE *PROTECTOR ARENA*	NORYL GFN2	17	GOMMA *RUBBER* CAOUTCHOUC *CAUCHO*	18 BRONZINA SUPPORTO SUPERIORE *UPPER BEARING BUSH* COUSSINET SUPPORT SUPÉRIEURE *COJINETE SOPORTE SUPERIOR*
			ACCIAIO SINTERIZZATO *SINTERED STEEL* FONTE AGGIOMÉRÉ *ACERO SINTERIZADO*	13 DISTANZIATORE INTERMEDIO *INTERMEDIATE SPACER* ENTRETOISE INTERMÉDIARE *DISTANCIADOR INTERMEDIO*
CAMICIA *SLEEVE* CHEMISE *CAMISA*	AISI 304	14	POLICARBONATO *POLYCARBONATE* POLYCARBONATE *POLICARBONATO*	9 GIRANTE *IMPELLER* ROUE *RODETE*
			ACCIAIO SINTERIZZATO *SINTERED STEEL* FONTE AGGIOMÉRÉ *ACERO SINTERIZADO*	13 DISTANZIATORE INTERMEDIO *INTERMEDIATE SPACER* ENTRETOISE INTERMÉDIARE *DISTANCIADOR INTERMEDIO*
SUPPORTO INTERMEDIO *INTERMEDIATE SUPPORT* SUPPORT INTERMÉDIARE *SOPORTE INTERMEDIO*	NORYL GFN2	12	GOMMA *RUBBER* CAOUTCHOUC *CAUCHO*	11 BRONZINA SUPPORTO INTERMEDIO *INTERMEDIATE BEARING BUSH* COUSSINET SUPPORT INTERMÉDIARE *COJINETE SOPORTE INTERMEDIO*
DIFFUSORE *DIFFUSEUR* DIFFUSEUR *DIFUSOR*	NORYL GFN2	10		
ELEMENTO INTERMEDIO *INTERMEDIATE CASING* ELEMÉNT INTERMÉDIARE *ELEMENTO INTERMEDIO*	AISI 304	8		
DISTANZIALE PRIMA GIRANTE *SPACER FIRST IMPELLER* ENTRETOISE PREMIÉRE ROUE *DISTANCIADOR PRIMER RODETE*	POLICARBONATO *POLYCARBONATE* POLYCARBONATE *POLICARBONATO*	5	AISI 304	3 GIUNTO DI TRAINO *JOINT* - JOINT - *JUNTA*
ALBERO POMPA *PUMP SHAFT* ARBRE POMPE *EJE BOMBA*	AISI431	16		
			GOMMA *RUBBER* CAOUTCHOUC *CAUCHO*	4 BRONZINA INFERIORE *LOWER BEARING BUSH* COUSSINET INFERIEURE *COJINETE INFERIOR*
SUCCHERUOLA *SUCTION STRAINER* CRÉPINE *REJILLA*	AISI 304	2		
GABBIA DI ASPIRAZIONE *SUCTION CAGE* CAGE D'ASPIRATION *CUERPO ASPIRACIÓN*	GHISA *CAST IRON* FONTE *HIERRO*	1		

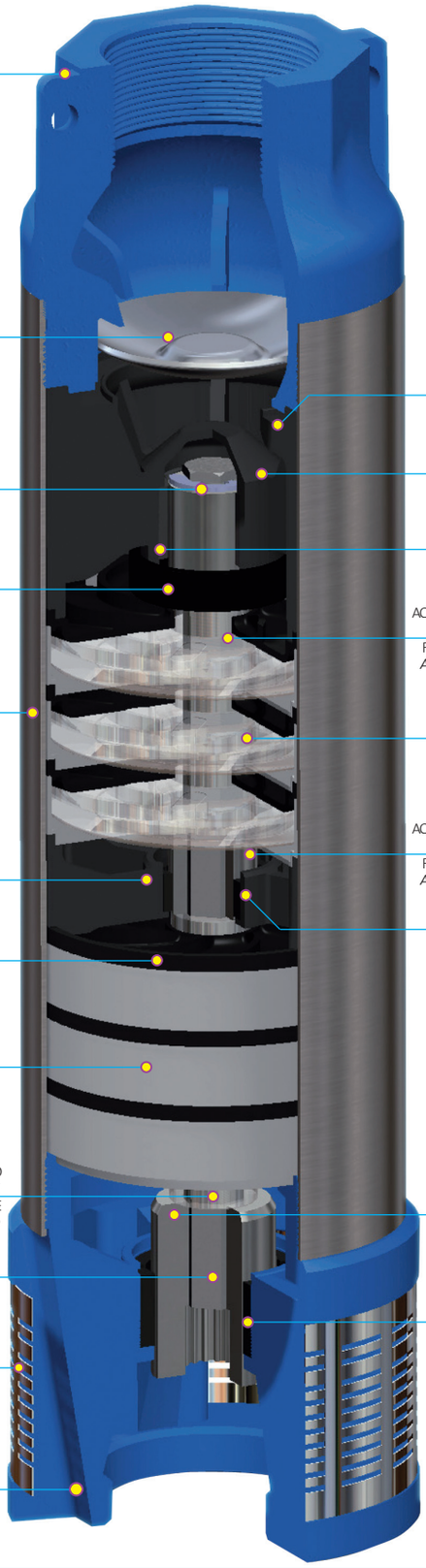

140 PR6 N 6”

CE Tolleranze secondo - **Tollerance according to** - *Tolérances selon*
Tolerancias según norma EN UNI-ISO 9906 - **6” (150 mm)**

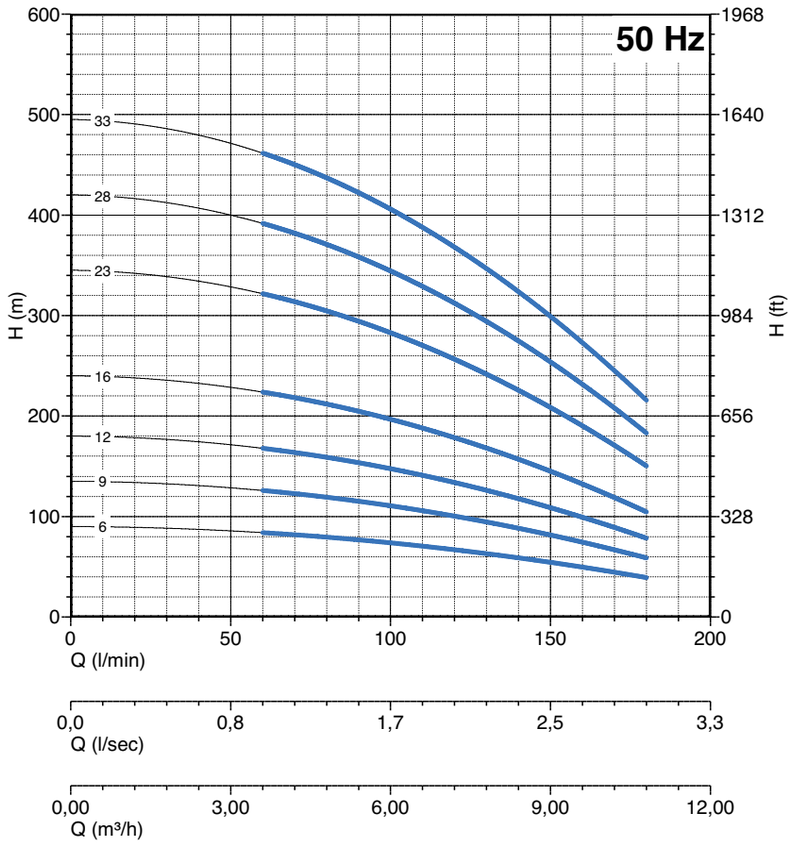

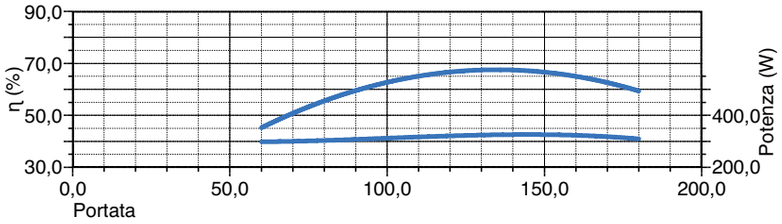

H = Prevalenza totale. **Da 39 a 462 m**
Q = Portata. **Da 60 a 180 l/min**
η% = Rendimento della pompa. **Max 67,0 %**
W/st = Assorbim. per stadio. **Max 330,00**
Massimo contenuto di sabbia. **400 g/m³**
S = Battente minimo (m) **Max 1**

H = Total head. **From 39 to 462 m**
Q = Capacity. **From 60 to 180 l/min**
η% = Pump efficency. **Max 67,0 %**
W/st = Stage absorption. **Max 330,00**
Maximum sand content **400 g/m³**
S = Minimum head (m) **Max 1**

H = hauter manométrique. **From 39 to 462 m**
Q = Débit. **From 60 to 180 l/min**
η% = Rendement de la pompe. **Max 67,0 %**
W/st = Absorption par étage. **Max 330,00**
Contenu maximal de sable. **400 g/m³**
S = Niveau minimal (m). **Max 1**

H =Altura manométrica. **Da 39 a 462 m**
Q = Caudal. **De 60 a 180 l/min**
η% = Rendimiento de la bomba. **Max 67,0 %**
W/st = Potencia absorbida por etapa. **Max 330,00**
Condenito màximo de arena. **400 g/m³**
S = Nivel minimo (m) **Max 1**

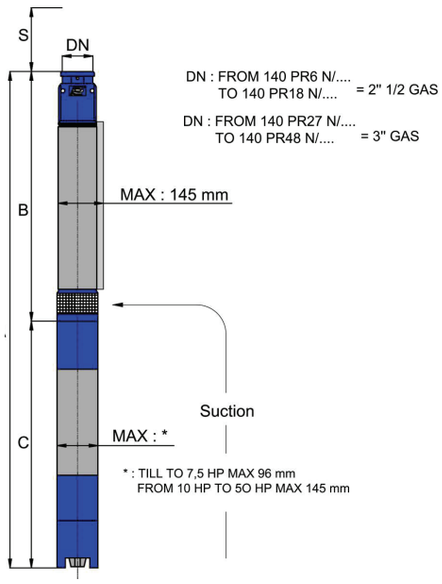

Tipo - Type	Motore - Motor - Moteur Caratteristiche a 2900 rpm: Power kW	Power HP	V 400 A	l/min / l/sec / m³/h	Q=Portata - Capacity - Debit 0 / 0,00 / 0,0	60 / 1,00 / 3,6	80 / 1,33 / 4,8	100 / 1,67 / 6,0	120 / 2,00 / 7,2	140 / 2,33 / 8,4	160 / 2,67 / 9,6	180 / 3,00 / 10,8
140 PR6 N/06	2,20	3	5,5	H[m]	90	84	80	73	67	59	50	39
140 PR6 N/09	3,00	4	6,7		135	126	120	109	100	88	75	59
140 PR6 N/12	4,00	5,5	10		180	168	160	146	134	118	100	78
140 PR6 N/16	5,50	7,5	12,5		240	224	213	195	179	157	133	104
140 PR6 N/23	7,50	10	17,5		345	322	307	280	257	226	192	150
140 PR6 N/28	9,20	12,5	21		420	392	373	340	312	275	233	182
140 PR6 N/33	11,00	15	24,5		495	462	440	401	368	324	275	215

Dimensioni di ingombro e pesi
Overall dimensions and weights

Tipo - Type	A mm Tri	B mm	C mm Tri	M kg Tri	P kg
140 PR6 N/06	973	521	452	15	14
140 PR6 N/09	1156	599	557	19	16
140 PR6 N/12	1274	677	597	22	18
140 PR6 N/16	1479	781	698	27	21
140 PR6 N/23	1696	995	701	55	25
140 PR6 N/28	1876	1125	751	60	28
140 PR6 N/33	2066	1255	811	65	32

PANELLI®

140 PR8 N 6”

CE Tolleranze secondo - **Tollerance according to** - *Tolérances selon*
Tolerancias según norma EN UNI-ISO 9906 - **6” (150 mm)**

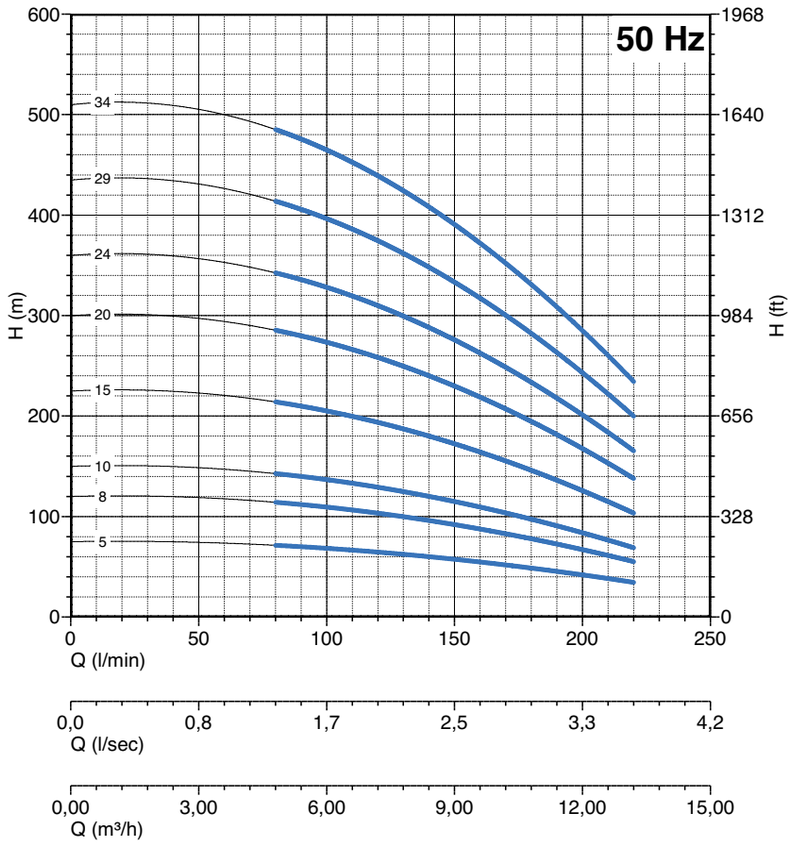

H = Prevalenza totale. **Da 35 a 483 m**
Q = Portata. **Da 80 a 220 l/min**
η% = Rendimento della pompa. **Max 77,0 %**
W/st = Assorbim. per stadio. **Max 375,00**
Massimo contenuto di sabbia. **400 g/m³**
S = Battente minimo (m) **Max 1**

H = Total head. **From 35 to 483 m**
Q = Capacity. **From 80 to 220 l/min**
η% = Pump efficency. **Max 77,0 %**
W/st = Stage absorption. **Max 375,00**
Maximum sand content **400 g/m³**
S = Minimum head (m) **Max 1**

H = hauter manométrique. **From 35 to 483 m**
Q = Débit. **From 80 to 220 l/min**
η% = Rendement de la pompe. **Max 77,0 %**
W/st = Absorption par étage. **Max 375,00**
Contenu maximal de sable. **400 g/m³**
S = Niveau minimal (m). **Max 1**

H =Altura manométrica. **Da 35 a 483 m**
Q = Caudal. **De 80 a 220 l/min**
η% = Rendimiento de la bomba. **Max 77,0 %**
W/st = Potencia absorbida por etapa. **Max 375,00**
Condenito màximo de arena. **400 g/m³**
S = Nivel minimo (m) **Max 1**

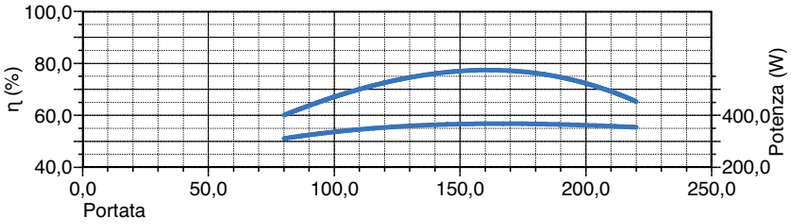

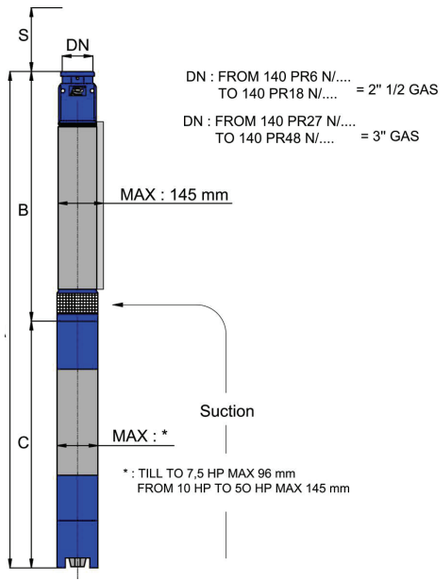

Tipo - Type	Motore - Motor - Moteur Caratteristiche a 2900 rpm: Power kW	HP	V 400 A		Q=Portata - Capacity - Debit: l/min	0	80	100	120	140	160	180	200	220
				l/sec		0,00	1,33	1,67	2,00	2,33	2,67	3,00	3,33	3,67
				m³/h		0,0	4,8	6,0	7,2	8,4	9,6	10,8	12,0	13,2
140 PR8 N/05	2,20	3	5,5			75	71	69	65	60	55	49	42	35
140 PR8 N/08	3,00	4	6,7			120	114	110	104	96	87	78	67	55
140 PR8 N/10	4,00	5,5	10			150	142	137	130	120	109	97	84	69
140 PR8 N/15	5,50	7,5	12,5		H[m]	225	213	206	195	180	164	146	126	104
140 PR8 N/20	7,50	10	17,5			300	284	274	260	240	218	194	168	138
140 PR8 N/24	9,20	12,5	21			360	341	329	312	288	262	233	202	166
140 PR8 N/29	11,00	15	24,5			435	412	397	377	348	316	281	244	200
140 PR8 N/34	13,00	17,5	28			510	483	466	442	408	371	330	286	235

Dimensioni di ingombro e pesi Overall dimensions and weights					
Tipo - Type	A mm Tri	B mm	C mm Tri	M kg Tri	P kg
140 PR8 N/05	947	495	452	15	14
140 PR8 N/08	1130	573	557	19	16
140 PR8 N/10	1222	625	597	22	18
140 PR8 N/15	1453	755	698	27	21
140 PR8 N/20	1586	885	701	55	25
140 PR8 N/24	1772	1021	751	60	28
140 PR8 N/29	1962	1151	811	65	32
140 PR8 N/34	2122	1281	841	70	36

140 PR9 N 6”

CE Tolleranze secondo - **Tollerance according to** - *Tolérances selon*
Tolerancias según norma EN UNI-ISO 9906 - **6” (150 mm)**

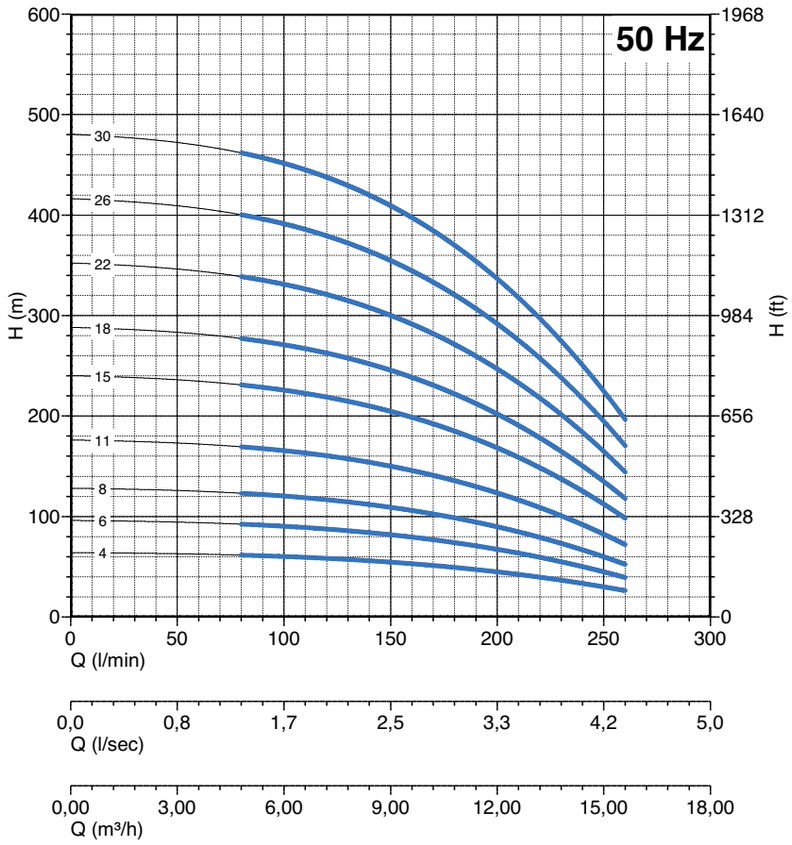

H = Prevalenza totale. **Da 26 a 465 m**
Q = Portata. **Da 80 a 260 l/min**
η% = Rendimento della pompa. **Max 77,0 %**
kw/st = Assorbim. per stadio. **Max 0,49**
Massimo contenuto di sabbia. **400 g/m³**
S = Battente minimo (m) **Max 1**

H = Total head. **From 26 to 465 m**
Q = Capacity. **From 80 to 260 l/min**
η% = Pump efficency. **Max 77,0 %**
kw/st = Stage absorption. **Max 0,49**
Maximum sand content **400 g/m³**
S = Minimum head (m) **Max 1**

H = hauter manométrique. **From 26 to 465 m**
Q = Débit. **From 80 to 260 l/min**
η% = Rendement de la pompe. **Max 77,0 %**
kw/st = Absorption par étage. **Max 0,49**
Contenu maximal de sable. **400 g/m³**
S = Niveau minimal (m). **Max 1**

H =Altura manométrica. **Da 26 a 465 m**
Q = Caudal. **De 80 a 260 l/min**
η% = Rendimiento de la bomba. **Max 77,0 %**
kw/st = Potencia absorbida por etapa. **Max 0,49**
Condenito màximo de arena. **400 g/m³**
S = Nivel minimo (m) **Max 1**

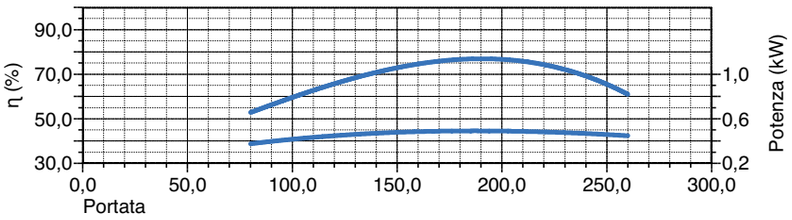

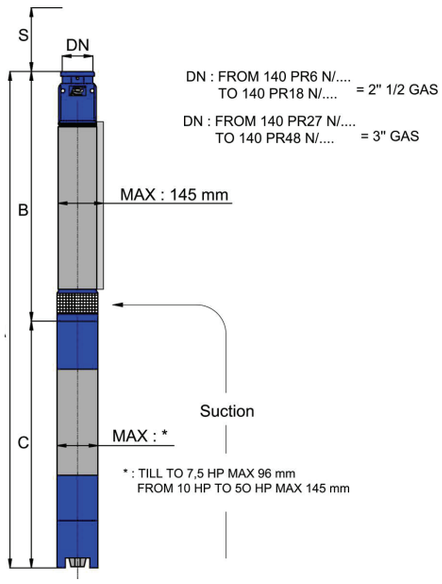

Tipo - Type	Motore - Motor - Moteur Caratteristiche a 2900 rpm: Power kW	Power HP	V 400 A		Q=Portata - Capacity - Debit: l/min	0	80	110	140	170	200	230	260
					l/sec	0,00	1,33	1,83	2,33	2,83	3,33	3,83	4,33
					m³/h	0,0	4,8	6,6	8,4	10,2	12,0	13,8	15,6
140 PR9 N/04	2,20	3	5,5	H[m]		64	62	59	56	51	45	37	26
140 PR9 N/06	3,00	4	6,7			96	93	89	84	77	68	56	39
140 PR9 N/08	4,00	5,5	10			128	124	118	112	102	90	74	52
140 PR9 N/11	5,50	7,5	12,5			176	171	162	154	140	124	102	72
140 PR9 N/15	7,50	10	17,5			240	233	221	210	191	169	139	98
140 PR9 N/18	9,20	12,5	21			288	279	266	252	230	203	167	117
140 PR9 N/22	11,00	15	24,5			352	341	325	308	281	248	204	143
140 PR9 N/26	13,00	17,5	28			416	403	384	364	332	293	241	169
140 PR9 N/30	15,00	20	32			480	465	443	420	383	338	278	195

Dimensioni di ingombro e pesi Overall dimensions and weights					
Tipo - Type	A mm Tri	B mm	C mm Tri	M kg Tri	P kg
140 PR9 N/04	921	469	452	15	14
140 PR9 N/06	1078	521	557	19	16
140 PR9 N/08	1170	573	597	22	18
140 PR9 N/11	1349	651	698	27	21
140 PR9 N/15	1456	755	701	55	25
140 PR9 N/18	1584	833	751	60	28
140 PR9 N/22	1780	969	811	65	32
140 PR9 N/26	1914	1073	841	70	36
140 PR9 N/30	2108	1177	931	75	40

140 PR12 N 6”

CE Tolleranze secondo - **Tollerance according to** - *Tolérances selon*
Tolerancias según norma EN UNI-ISO 9906 - **6” (150 mm)**

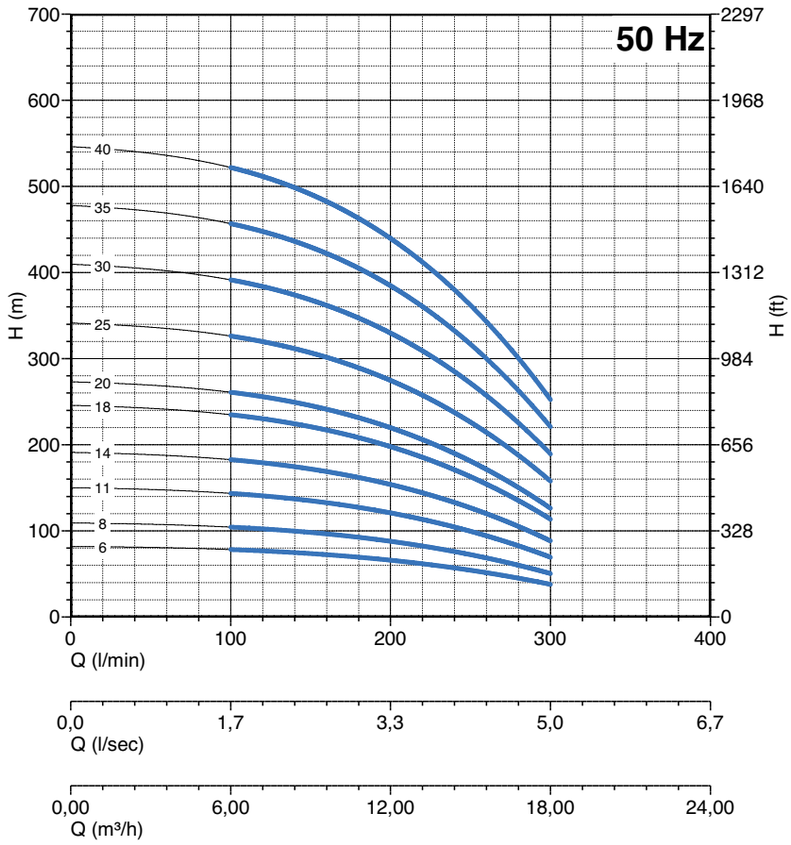

H = Prevalenza totale. **Da 38 a 520 m**
Q = Portata. **Da 100 a 300 l/min**
η% = Rendimento della pompa. **Max 72,6 %**
kw/st = Assorbim. per stadio. **Max 0,50**
Massimo contenuto di sabbia. **400 g/m³**
S = Battente minimo (m) **Max 1**

H = Total head. **From 38 to 520 m**
Q = Capacity. **From 100 to 300 l/min**
η% = Pump efficency. **Max 72,6 %**
kw/st = Stage absorption. **Max 0,50**
Maximum sand content **400 g/m³**
S = Minimum head (m) **Max 1**

H = hauter manométrique. **From 38 to 520 m**
Q = Débit. **From 100 to 300 l/min**
η% = Rendement de la pompe. **Max 72,6 %**
kw/st = Absorption par étage. **Max 0,50**
Contenu maximal de sable. **400 g/m³**
S = Niveau minimal (m). **Max 1**

H =Altura manométrica. **Da 38 a 520 m**
Q = Caudal. **De 100 a 300 l/min**
η% = Rendimiento de la bomba. **Max 72,6 %**
kw/st = Potencia absorbida por etapa. **Max 0,50**
Condenito màximo de arena. **400 g/m³**
S = Nivel minimo (m) **Max 1**

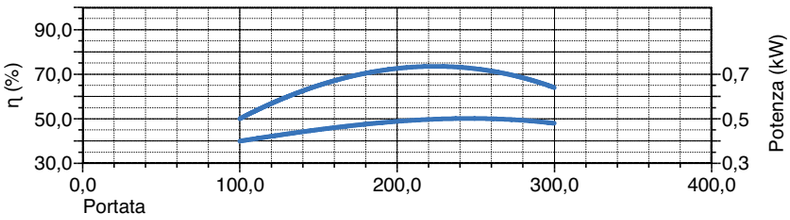

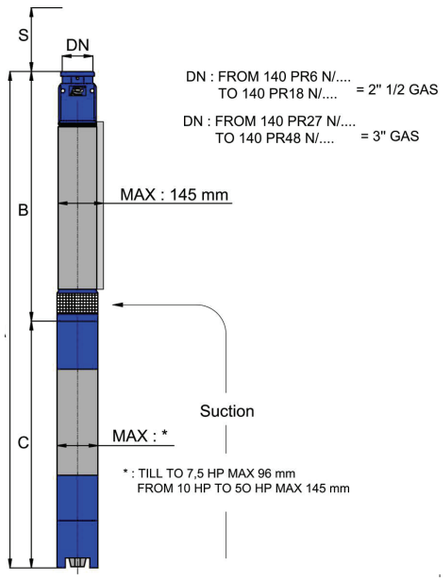

Tipo - Type	Motore - Motor - Moteur Caratteristiche a 2900 rpm: Power kW	Power HP	V 400 A		Q=Portata - Capacity - Debit: l/min 0	100	150	200	250	300
				l/sec	0,00	1,67	2,50	3,33	4,17	5,00
				m³/h	0,0	6,0	9,0	12,0	15,0	18,0
140 PR12 N/06	3,00	4	6,7	H[m]	82	78	74	66	54	38
140 PR12 N/08	4,00	5,5	10		109	104	99	88	72	51
140 PR12 N/11	5,50	7,5	12,5		150	143	136	121	99	70
140 PR12 N/14	7,50	10	17,5		191	182	173	154	126	89
140 PR12 N/18	9,20	12,5	21		246	234	222	198	162	114
140 PR12 N/20	11,00	15	24,5		273	260	247	220	180	127
140 PR12 N/25	13,00	17,5	28		342	325	308	275	225	158
140 PR12 N/30	15,00	20	32		410	390	370	330	270	190
140 PR12 N/35	18,50	25	40		478	455	432	385	315	222
140 PR12 N/40	22,00	30	47,5		546	520	493	440	360	253

Dimensioni di ingombro e pesi
Overall dimensions and weights

Tipo - Type	A mm Tri	B mm	C mm Tri	M kg Tri	P kg
140 PR12 N/06	1078	521	557	19	16
140 PR12 N/08	1170	573	597	22	18
140 PR12 N/11	1349	651	698	27	21
140 PR12 N/14	1430	729	701	55	25
140 PR12 N/18	1616	865	751	60	29
140 PR12 N/20	1728	917	811	65	31
140 PR12 N/25	1888	1047	841	70	37
140 PR12 N/30	2108	1177	931	75	42
140 PR12 N/35	2330	1339	991	83	47
140 PR12 N/40	2540	1469	1071	92	52

140 PR16 N 6”

CE Tolleranze secondo - **Tollerance according to** - *Tolérances selon*
Tolerancias según norma EN UNI-ISO 9906 - **6” (150 mm)**

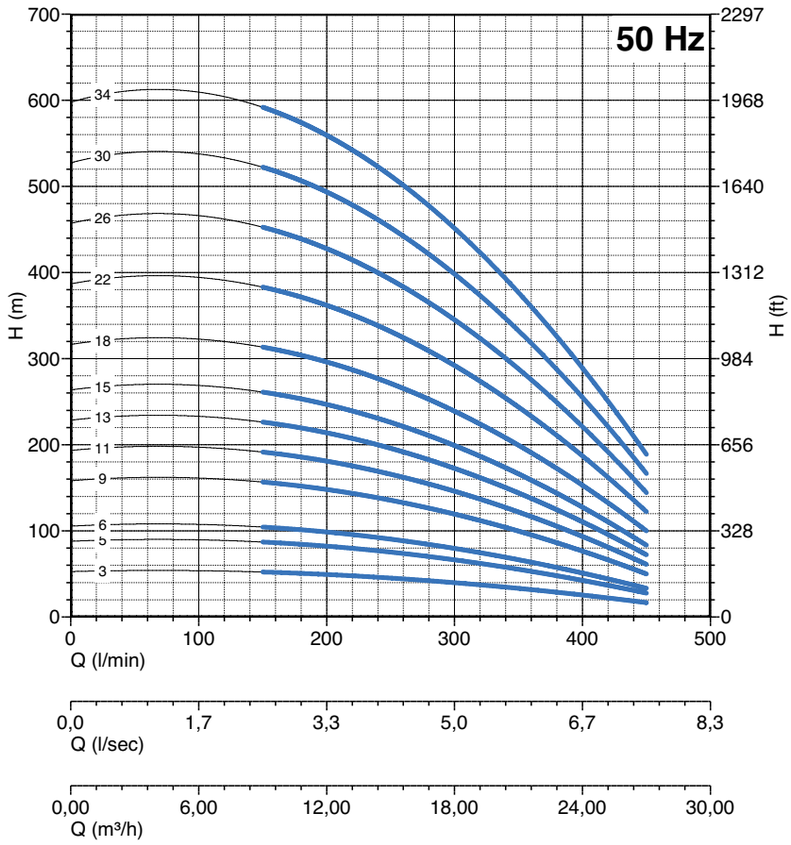

H = Prevalenza totale. **Da 17 a 589 m**
Q = Portata. **Da 150 a 450 l/min**
η% = Rendimento della pompa. **Max 75,0 %**
kw/st = Assorbim. per stadio. **Max 0,83**
Massimo contenuto di sabbia. **400 g/m³**
S = Battente minimo (m) **Max 1**

H = Total head. **From 17 to 589 m**
Q = Capacity. **From 150 to 450 l/min**
η% = Pump efficency. **Max 75,0 %**
kw/st = Stage absorption. **Max 0,83**
Maximum sand content **400 g/m³**
S = Minimum head (m) **Max 1**

H = hauter manométrique. **From 17 to 589 m**
Q = Débit. **From 150 to 450 l/min**
η% = Rendement de la pompe. **Max 75,0 %**
kw/st = Absorption par étage. **Max 0,83**
Contenu maximal de sable. **400 g/m³**
S = Niveau minimal (m). **Max 1**

H =Altura manométrica. **Da 17 a 589 m**
Q = Caudal. **De 150 a 450 l/min**
η% = Rendimiento de la bomba. **Max 75,0 %**
kw/st = Potencia absorbida por etapa. **Max 0,83**
Condenito màximo de arena. **400 g/m³**
S = Nivel minimo (m) **Max 1**

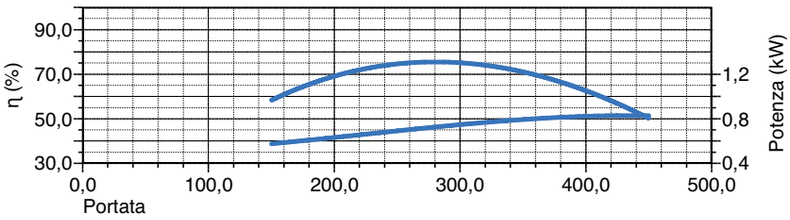

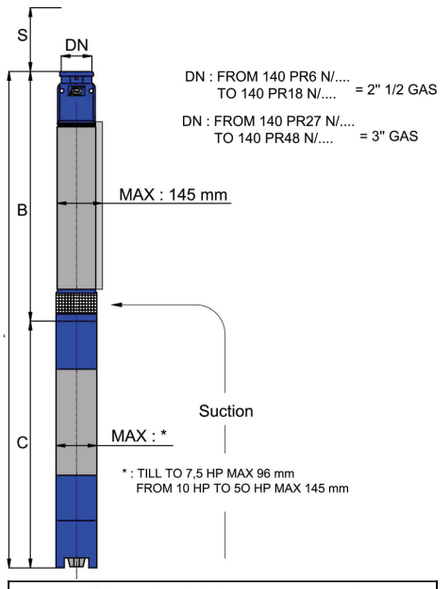

Motore - Motor - Moteur Caratteristiche a 2900 rpm					Q=Portata - Capacity - Debit							
Tipo - Type	Power		V 400	l/min	0	150	200	250	300	350	400	450
				l/sec	0,00	2,50	3,33	4,17	5,00	5,83	6,67	7,50
	kW	HP	A	m³/h	0,0	9,0	12,0	15,0	18,0	21,0	24,0	27,0
140 PR16 N/03	3,00	4	6,7	H[m]	53	52	49	46	40	33	25	17
140 PR16 N/05	4,00	5,5	10		88	87	82	77	67	55	42	28
140 PR16 N/06	5,50	7,5	12,5		106	104	98	92	80	66	50	34
140 PR16 N/09	7,50	10	17,5		158	156	147	138	120	99	75	51
140 PR16 N/11	9,20	12,5	21		194	191	180	169	147	121	92	62
140 PR16 N/13	11,00	15	24,5		229	225	212	199	173	143	108	74
140 PR16 N/15	13,00	17,5	28		264	260	245	230	200	165	125	85
140 PR16 N/18	15,00	20	32		317	312	294	276	240	198	150	102
140 PR16 N/22	18,50	25	40		387	381	359	337	293	242	183	125
140 PR16 N/26	22,00	30	47,5		458	451	425	399	347	286	217	147
140 PR16 N/30	26,00	35	55		528	520	490	460	400	330	250	170
140 PR16 N/34	30,00	40	62,5		598	589	555	521	453	374	283	192

Dimensioni di ingombro e pesi Overall dimensions and weights					
Tipo - Type	A mm Tri	B mm	C mm Tri	M kg Tri	P kg
140 PR16 N/03	1022,5	465,5	557	19	14
140 PR16 N/05	1129,5	532,5	597	22	15
140 PR16 N/06	1264	566	698	27	16
140 PR16 N/09	1367,5	666,5	701	55	18
140 PR16 N/11	1484,5	733,5	751	60	22
140 PR16 N/13	1611,5	800,5	811	65	24
140 PR16 N/15	1708,5	867,5	841	70	27
140 PR16 N/18	1899	968	931	75	31
140 PR16 N/22	2093	1102	991	83	34
140 PR16 N/26	2307	1236	1071	92	38
140 PR16 N/30	2551	1370	1181	100	40
140 PR16 N/34	2755	1504	1251	108	42

PANELLI®

140 PR24 N 6”

CE Tolleranze secondo - **Tollerance according to** - *Tolérances selon*
Tolerancias según norma EN UNI-ISO 9906 - **6” (150 mm)**

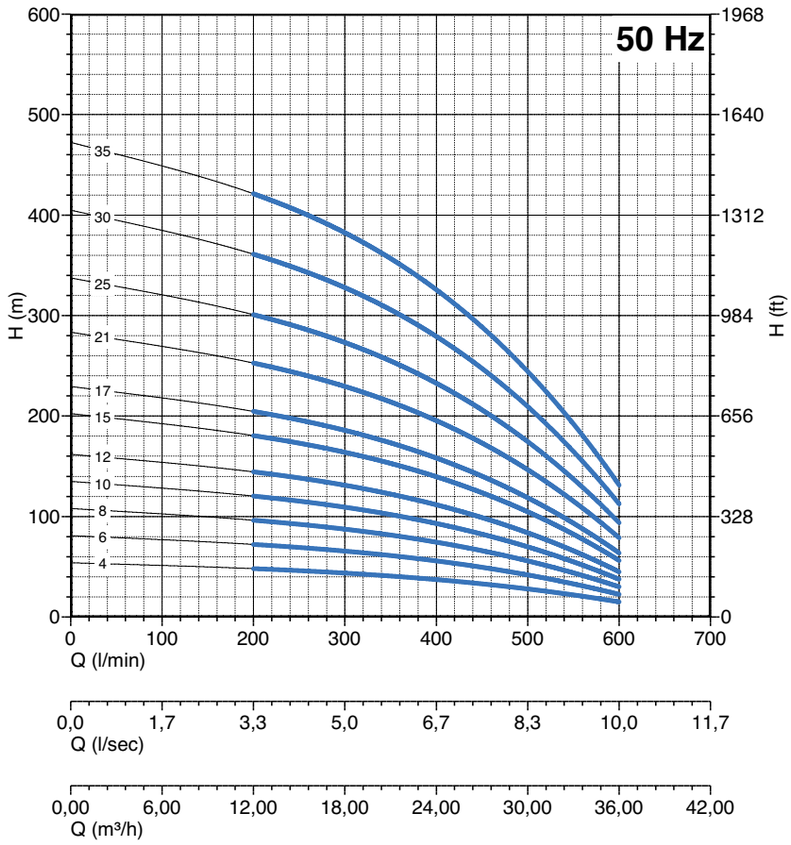

H = Prevalenza totale. **Da 15 a 420 m**
Q = Portata. **Da 200 a 600 l/min**
η% = Rendimento della pompa. **Max 72,5 %**
kw/st = Assorbim. per stadio. **Max 0,83**
Massimo contenuto di sabbia. **400 g/m³**
S = Battente minimo (m) **Max 1**

H = Total head. **From 15 to 420 m**
Q = Capacity. **From 200 to 600 l/min**
η% = Pump efficency. **Max 72,5 %**
kw/st = Stage absorption. **Max 0,83**
Maximum sand content **400 g/m³**
S = Minimum head (m) **Max 1**

H = hauter manométrique. **From 15 to 420 m**
Q = Débit. **From 200 to 600 l/min**
η% = Rendement de la pompe. **Max 72,5 %**
kw/st = Absorption par étage. **Max 0,83**
Contenu maximal de sable. **400 g/m³**
S = Niveau minimal (m). **Max 1**

H =Altura manométrica. **Da 15 a 420 m**
Q = Caudal. **De 200 a 600 l/min**
η% = Rendimiento de la bomba. **Max 72,5 %**
kw/st = Potencia absorbida por etapa. **Max 0,83**
Condenito màximo de arena. **400 g/m³**
S = Nivel minimo (m) **Max 1**

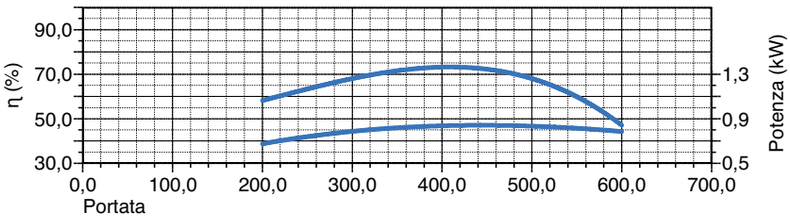

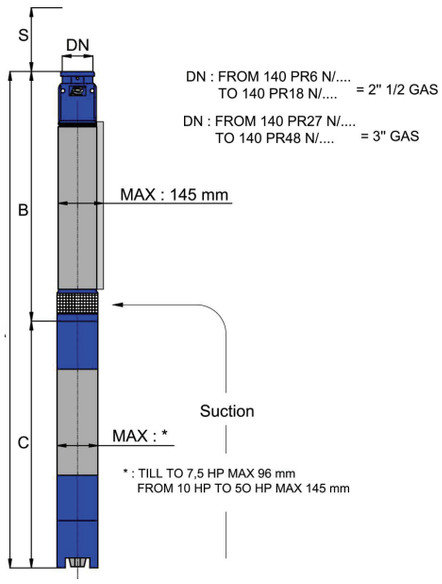

Tipo - Type	Motore - Motor - Moteur Caratteristiche a 2900 rpm				Q=Portata - Capacity - Debit					
	Power		V 400	l/min	0	200	300	400	500	600
				l/sec	0,00	3,33	5,00	6,67	8,33	10,00
	kW	HP	A	m³/h	0,0	12,0	18,0	24,0	30,0	36,0
140 PR24 N/04	4,00	5,5	10		54	48	44	37	28	15
140 PR24 N/06	5,50	7,5	12,5		81	72	66	56	42	23
140 PR24 N/08	7,50	10	17,5		108	96	88	74	56	30
140 PR24 N/10	9,20	12,5	21		135	120	110	93	70	38
140 PR24 N/12	11,00	15	24,5		162	144	132	111	84	45
140 PR24 N/15	13,00	17,5	28	H[m]	203	180	165	139	105	56
140 PR24 N/17	15,00	20	32		230	204	187	157	119	64
140 PR24 N/21	18,50	25	40		284	252	231	194	147	79
140 PR24 N/25	22,00	30	47,5		338	300	275	231	175	94
140 PR24 N/30	26,00	35	55		405	360	330	278	210	113
140 PR24 N/35	30,00	40	62,5		473	420	385	324	245	131

Dimensioni di ingombro e pesi Overall dimensions and weights					
Tipo - Type	A mm Tri	B mm	C mm Tri	M kg Tri	P kg
140 PR24 N/04	1142	545	597	22	16
140 PR24 N/06	1333	635	698	27	17
140 PR24 N/08	1426	725	701	55	18
140 PR24 N/10	1566	815	751	60	21
140 PR24 N/12	1716	905	811	65	23
140 PR24 N/15	1881	1040	841	70	26
140 PR24 N/17	2061	1130	931	75	28
140 PR24 N/21	2301	1310	991	83	31
140 PR24 N/25	2561	1490	1071	92	35
140 PR24 N/30	2896	1715	1181	100	39
140 PR24 N/35	3191	1940	1251	108	45

140 PR34 N

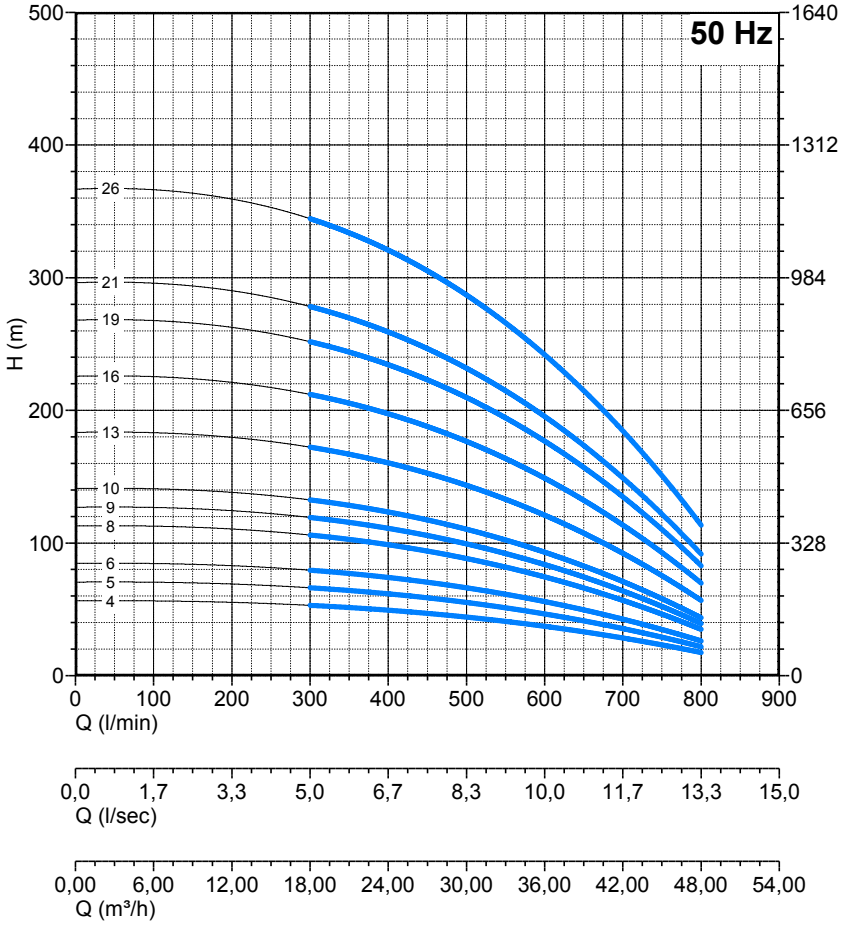

H = Prevalenza totale. **Da 17 a 346 m**
Q = Portata. **Da 300 a 800 l/min**
n% = Rendimento della pompa. **Max 67,5 %**
kw/st = Assorbim. per stadio. **Max 1,40**
Massimo contenuto di sabbia. **400 g/m³**
S = Battente minimo (m) **Max 1**

H = Total head. **From 17 to 346 m**
Q = Capacity. **From 300 to 800 l/min**
n% = Pump efficency. **Max 67,5 %**
kw/st = Stage absorption. **Max 1,40**
Maximum sand content **400 g/m³**
S = Minimum head (m) **Max 1**

H = hauter manométrique. **From 17 to 346 m**
Q = Débit. **From 300 to 800 l/min**
n% = Rendement de la pompe. **Max 67,5 %**
kw/st = Absorption par étage. **Max 1,40**
Contenu maximal de sable. **400 g/m³**
S = Niveau minimal (m). **Max 1**

H =Altura manométrica. **Da 17 a 346 m**
Q = Caudal. **De 300 a 800 l/min**
n% = Rendimiento de la bomba. **Max 67,5 %**
kw/st = Potencia absorbida por etapa. **Max 1,40**
Condenito màximo de arena. **400 g/m³**
S = Nivel minimo (m) **Max 1**

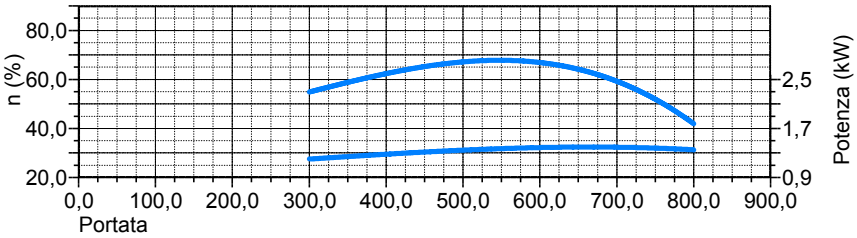

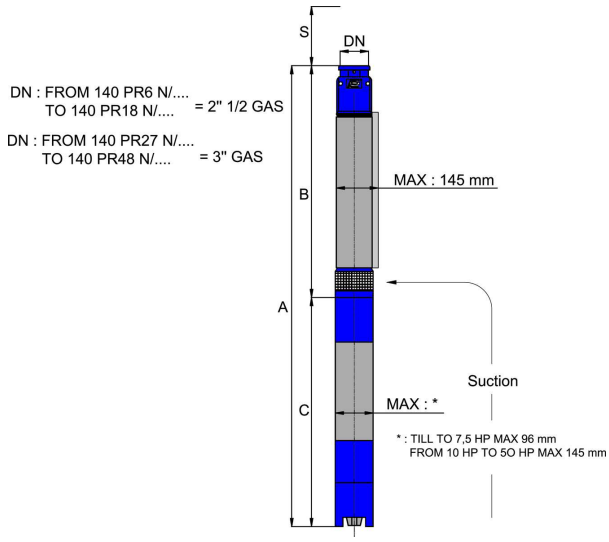

Motore - Motor - Moteur Caratteristiche a 2900 rpm					Q=Portata - Capacity - Debit						
Tipo - Type	Power		V 400	l/min	0	300	400	500	600	700	800
				l/sec	0,00	5,00	6,67	8,33	10,00	11,67	13,33
	kW	HP	A	m³/h	0,0	18,0	24,0	30,0	36,0	42,0	48,0
140 PR34 N/04	5,50	7,5	12,5	H[m]	56	53	49	44	37	29	17
140 PR34 N/05	7,50	10	17,5		71	67	62	55	47	36	22
140 PR34 N/06	9,20	12,5	21		85	80	74	66	56	43	26
140 PR34 N/08	11,00	15	24,5		113	106	98	88	74	57	35
140 PR34 N/09	13,00	17,5	28		127	120	111	99	84	64	39
140 PR34 N/10	15,00	20	32		141	133	123	110	93	72	43
140 PR34 N/13	18,50	25	40		183	173	160	143	121	93	56
140 PR34 N/16	22,00	30	47,5		226	213	197	176	149	115	69
140 PR34 N/19	26,00	35	55		268	253	234	209	177	136	82
140 PR34 N/21	30,00	40	62,5		296	279	258	231	195	150	91
140 PR34 N/26	37,00	50	78		367	346	320	286	242	186	113

Dimensioni di ingombro e pesi Overall dimensions and weights					
Tipo - Type	A mm Tri	B mm	C mm Tri	M kg Tri	P kg
140 PR34 N/04	1307	609	698	27	16,5
140 PR34 N/05	1371	670	701	55	17
140 PR34 N/06	1482	731	751	60	18
140 PR34 N/08	1664	853	811	65	19
140 PR34 N/09	1755	914	841	70	20
140 PR34 N/10	1938	1007	931	75	21
140 PR34 N/13	2181	1190	991	83	23
140 PR34 N/16	2444	1373	1071	92	26
140 PR34 N/19	2769	1588	1181	100	28
140 PR34 N/21	2961	1710	1251	108	30
140 PR34 N/26	3356	2015	1341	118	33

Via Rana n°63/65 - Z.I. D5 - 15122 Spinetta M.go - Alessandria - ITALY - tel. +39 0131 61 9506 - fax +39 0131 619017 - Email: info@panellipumps.it - www.panellipumps.it